

Equipment Line Card



Boxer 700HDX

Engine Make:
Power:
Tip Capacity:
Capacity (35%):
Dump Height:
Weight:

US

Kubota Diesel
24.8-HP
1,980 LBS
693 LBS
60"
2,670 LBS

Metric

Kubota Diesel
18.5 kW
897 kg
314 kg
152.4 cm
1,172 kg



Boxer 600HD

Engine Make:
Power:
Tip Capacity:
Capacity (35%):
Dump Height:
Weight:

US

Kubota Diesel
24.8-HP
1,763 LBS
617 LBS
56"
2,380 LBS

Metric

Kubota Diesel
18.5 kW
799 kg
280 kg
142 cm
1078 kg



Boxer 322D

Engine Make:
Power:
Tip Capacity:
Capacity (35%):
Dump Height:
Weight:

US

Kubota Diesel
22-HP
1,325 LBS
464 LBS
54"
1,900 LBS

Metric

Kubota Diesel
16.4 kW
601.6 kg
210 kg
137.2 cm
863 kg



Boxer 320

Engine Make:
Power:
Tip Capacity:
Capacity (35%):
Dump Height:
Weight:

US

Kohler Gasoline
20.5-HP
1,250 LBS
438 LBS
54"
1,740 LBS

Metric

Kohler Petrol
15.3 kW
567.5 kg
198 kg
137.2 cm
790 kg



Boxer X7 Chipper

Engine Make:
Power:
Cutting System:
Chipping Capacity:
Infeed Opening (w x h):
Throat Opening (w x h):
Weight:

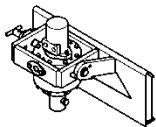
US

Kohler Gasoline
25-HP
Disc
7"
24" x 40"
7" x 10"
2,084 LBS

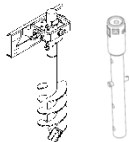
Metric

Kohler Petrol
18.6 kW
Disc
18 cm
61 cm x 102 cm
18 cm x 25 cm
944 kg

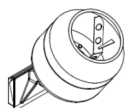
Attachments – More than 50 available



Auger Drives - High Speed or High Torque



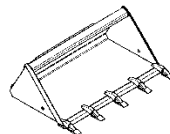
Auger Bits 6-36" Extensions 12-24"



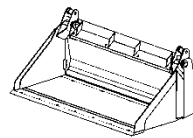
Cement Bowl



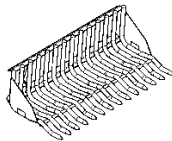
General Purpose Buckets 34" to 54"



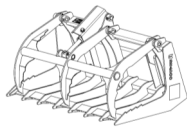
Toothbar Buckets 42" or 48" widths



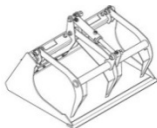
Multi-Purpose Buckets 35" to 42"



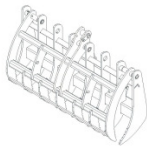
Rock Bucket .75" or 1.125" tines



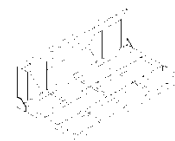
Brush Grapple 42" to 54" widths



Scrap Grapples 36" to 48" widths



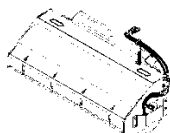
Grapple Root Rake 42" or 48" widths



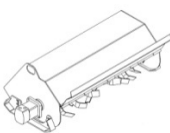
Leveler/Carry-All 48" width



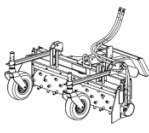
Tree & Shrub Grapple



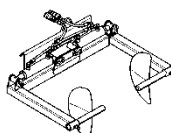
Vibratory Roller 36" wide-smooth



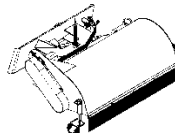
Rototiller 40" width x 5" depth



Power Box Rake Manual and hydraulic



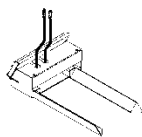
Sod Handler



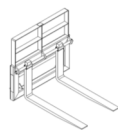
Angle Broom – 42", 48" and 60" widths



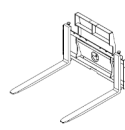
48" Hardscape Grapple



Tree Forks 43" Tines



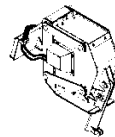
Pallet Forks – Pin 32" or 42" Tines



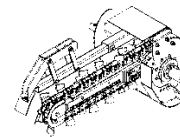
Pallet Forks – Rail 42" or 48" Tines



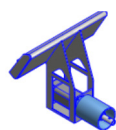
Power Shovel



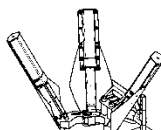
Vibratory Plow




Trencher 24" to 48" Depths



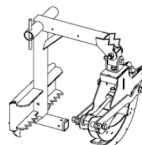
Horizontal Boring Unit



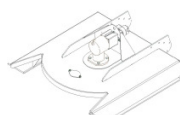
Tree Spade



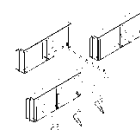
Stump Grinder Fixed or articulating



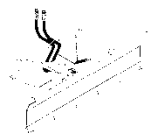
Log Grapples Manual or Hydraulic



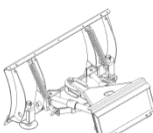
Rotary Brush Mower – 48"



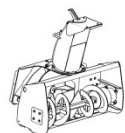
Multi-Purpose Tool



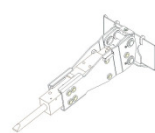
Dozer Blade 46" and 67" widths



Snow Blade 48" and 60" widths



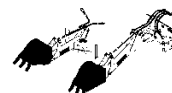
Snow Blower 48" cutting width



Hydraulic Breaker



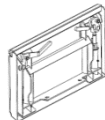
Backhoe 8" to 16" Buckets



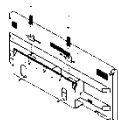
Fixed and Swing Hoe 8" to 16" Buckets



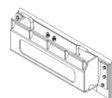
Adapter - Blank Mounting Plate



Adapter - Universal to Bobcat



Adapter - Bobcat to Universal



Adapter – Tilt Hitch Plate



Jawz Grabbing Tool



System Trailer Two styles available