

MTA[®]

DISTRIBUTORS

2023 CATALOG SUPPLEMENT

MBW



PSI
PRESSURE
SYSTEMS
INNOVATIONS



HONDA

EDCO



MENEGOTTI
NORTH AMERICA



Power Dog



JLG



800.264.0225 • MTADISTRIBUTORS.COM



MTA DISTRIBUTORS

ONE TEAM DELIVERING LEGENDARY CUSTOMER SERVICE

Our team is dedicated to equipping you with the tools you need to grow and be successful. MTA Distributors is America's largest rental equipment distributor. We supply rental companies with the finest lawn and garden, safety, light construction, and special event equipment available.

555 Hickory Hills Blvd • Whites Creek, TN 37189



22520-A Temescal Canyon Rd • Corona, CA 92883



MTA'S CORE VALUES:

Humility

Respect

Persistence

Lasting Relationships

SPECIAL FINANCING TERMS

2023 CATALOG SUPPLEMENT

As we all felt the frustration of supply, demand, and its effect on product pricing, the 2022 MTA product catalog was printed without pricing. This was replaced with QR codes that you can scan with your smart phone for the MTA website. They can also be scanned directly into the MTA Mobile App. Simply login to see current pricing and availability. You can open our printed catalog to your customers and share our product offering without showing your cost. If your customer scans the QR code they will not be able to see prices without a dealer login. With this change there was not a rush to put out a full version of the catalog in January, but we want to make sure you have information about new products in this 2023 Catalog Supplement. Be on the lookout for a comprehensive version of the 2024 Catalog in December of this year.

RESOURCES & PROGRAMS

CONTACT US

customerservice@mtadistributors.com

Toll Free 800.264.0225
Toll Free Fax 800.248.2774
Tech Support 866.667.8722
TN Direct 615.299.8777
TN Fax 615.299.0464
CA Direct 951.227.3180
CA Fax 951.277.3190

PARTS SUPPORT



Lost time from equipment failure means lost profits. That is why we stock parts for many of the items you will find in our catalogs. MTA can sell you parts for equipment you purchase from us or for equipment you already own within our brands.

Genuine Honda Parts - Honda is the world's largest engine manufacturer with extensive engine experience. By utilizing routine service and genuine Honda replacement parts, you are assured your Honda equipment remains the quality equipment you purchased. It will continue to perform at peak performance and efficiency levels. The use of genuine Honda engine parts assures that the engine is meeting all local and federal emission (CARB and EPA) regulations.

Some restrictions may apply to Honda parts availability.



MTA MOBILE APP

Have you had a chance to try our mobile application? Find it in the App Store for Mac and Google Play for Android or download it with one of the links below. The app uses the same login as mtadistributors.com. All of your settings and shopping cart items seamlessly sync from app to website and website to app. Quickly find a product's current price or availability, and fill your cart. The MTA mobile app also features parts breakdowns that can be accessed through the main menu or on the product page. We're confident that you'll enjoy using our official app, but if you find something that isn't working as you expect, please contact us at website@mtadistributors.com.



HONDA RENTAL PROGRAM

HONDA GENERATORS, PUMPS, & TILLERS AVAILABLE **NATIONWIDE**

TO MTA REGISTERED HONDA RENTAL ACCOUNTS FOR RENTAL USE ONLY

* Accessories are not eligible. Subject to credit approval. Offer only applies to Honda generators, pumps, & tillers. You must register as an MTA Honda power equipment rental dealer to purchase at discount prices on Honda generators, pumps, & tillers outside of TN, KY, MS, AL, GA, FL, AZ, NM, Southern NV, & Southern CA. Contact us for more information: 800.264.0225 or customerservice@mtadistributors.com

TERMS OF SALE

HOURS OF OPERATION

MTA East: Monday-Friday, 7:00 a.m. - 5:00 p.m. Central time
MTA West: Monday-Friday, 7:00 a.m. - 4:30 p.m. Pacific time

SALES TAX

Sales tax will be charged on all orders until we receive your signed resale certificate.

MINIMUM ORDER

Minimum order amount is \$25.00.
A \$10.00 charge will be added to orders less than \$25.00

LATE CHARGE

A late charge of 1.5% per month will be assessed on all invoices upon which payment has not been received by their due dates.

RETURNED GOODS POLICY

- A. You must obtain a Returned Goods Authorization number (RGA#) before returning any products or parts to MTA Distributors. No units or parts will be accepted unless an RGA# has been obtained and is clearly marked on the outside of each returned package. Unmarked packages will be returned.
- B. If units or parts were shipped to you as a result of our error, we will gladly pay for return freight.
- C. If you ordered the products in error, then you must pay for return freight and your account will be credited for the return less a restocking fee of 15%. All returns must be made within 15 days of the invoice date. Freight damage to any returned products that are not properly packaged for shipment will be deducted from the return credit. Only products that are in new, sellable condition (in original factory packaging, unused and unmarked) may be returned.
- D. Special orders may not be returned.
- E. Food products, such as sugar floss, syrups, popcorn, etc., may not be returned.
- F. All products must be drained of gas and oil or a \$40.00 hazardous material handling fee will apply.

WARRANTY REQUESTS

All warranty requests must be approved in advance by our Technical Department. Replacement parts will be billed to your account, pending receipt of warranty credit from the original manufacturer. Incoming and outgoing warranty shipments must be FOB Whites Creek, TN, or Corona, CA. All items requested for return by the technical department must be received by MTA Distributors within 30 days of the return goods authorization being granted to our customer or no warranty credit will be considered.

YEAR-ROUND TERMS OF SALE

Net 30 days for purchase amounts up to \$999.99. Net 30/60 days for purchase amounts between \$1,000 and \$1,499.99. Net 30/60/90 days for purchase amounts \$1,500 and above (extended terms not available to OEM or SA accounts). Terms are available for units, accessories, and parts. Freight due with first payment. Subject to credit approval.

PRICING, AVAILABILITY & SPECIFICATIONS

All prices, including terms of sale and special promotions, the availability of all products, and the specifications for all products are subject to change without notice.

The United States Government has implemented tariffs on certain goods and raw materials imported from China. This has created volatile pricing for some of our catalog products.

Please see our website or check with your MTA customer service rep for the most up-to-date dealer pricing.

CREDIT APPROVAL

Until we have received our signed credit application from you and credit has been approved, all orders will be processed by credit card.

CREDIT CARD ORDERS

We gladly accept the following credit cards at time of sale at no additional cost: Visa, MasterCard, American Express, and Discover.

For credit card payment of balances outstanding on an open account, a 3% fee will be charged.

CUSTOMER PICK-UP ORDERS

All orders placed for pick-up at MTA's warehouse must be placed in advance and scheduled for pick-up during business hours, 7:00 a.m. - 4:30 p.m. Central time. Orders are picked and loaded upon your arrival. Orders not picked up within five (5) days of the scheduled pick-up date will be canceled. Our customer service department inside our main office will handle pick-up orders and any changes to pick-up orders.

NEXT DAY AIR ORDERS

MTA East: Accepted 7:00 a.m. - 3:00 p.m. Central time
MTA West: Accepted 7:00 a.m. - 3:00 p.m. Pacific time

FREIGHT – FOB WHITES CREEK, TN or CORONA, CA

Freight lines will be chosen by MTA Distributors unless you specify the freight line at the time you place your order. We ship lowest available rates. All freight shipped on MTA's preferred carriers will be sent prepaid and will be added to your invoice. Freight terms on shipments sent outside the U.S. will be determined at the time the order is placed. When using MTA's preferred carrier, freight claims will be filed by MTA, but only if claim notations are made at the time of delivery.

If damage occurs or product is missing, it is the customer's responsibility to note product damaged or missing items on the driver's delivery receipt at the time of delivery. If no notations are made by the customer, damage or loss will be the responsibility of the customer.

CALIFORNIA RESIDENTS

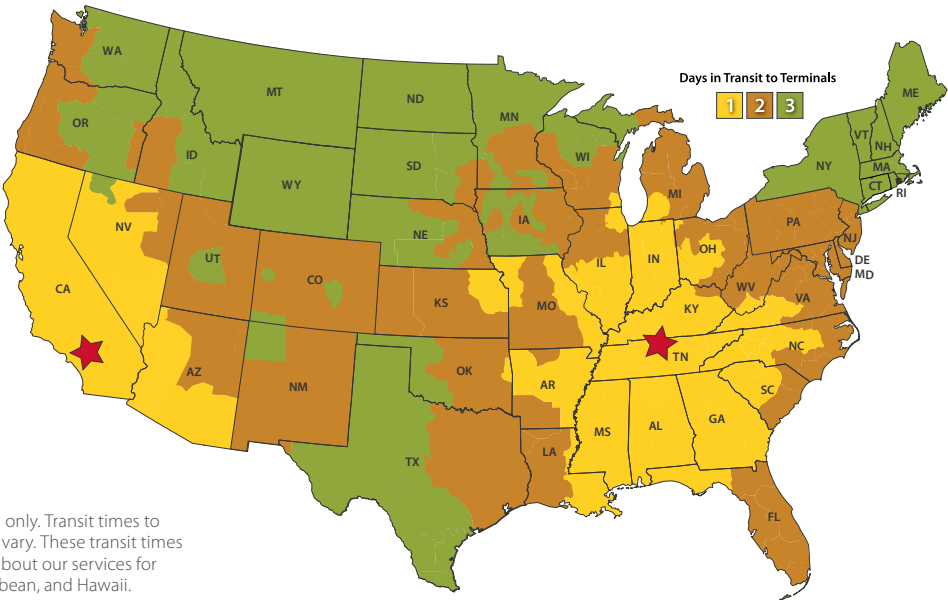
Due to Prop 65 and CARB restrictions, we cannot sell certain products to California customers at this time. Contact us for more information.



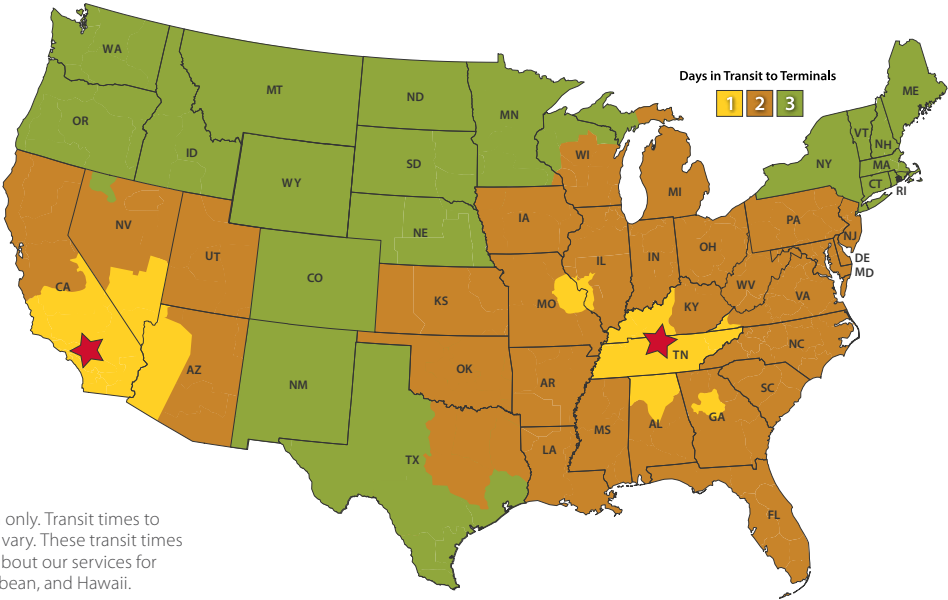
WARNING: Cancer and Reproductive Harm
www.P65Warnings.ca.gov

CATALOG FREIGHT PROGRAM

FREIGHT COVERAGE FOR LTL SHIPMENTS FROM MTA



UPS GROUND TIME IN TRANSIT FROM SHIP DATE



LAWN & GARDEN

POST DRIVERS & EXTRACTORS



NEW Post Driver 3-1/8" f/Postmaster PGD3200XPM

POWERED by
HONDA

- Honda GX35 engine
- X Series commercial duty driver lets you customize with Handle Kits
- Heavy duty threaded, slotted barrel
- Accommodates Post Master Plus Post, pipe, rod and stakes up to 3-1/8" diameter
- Spin barrel cap offers quick OFF/ON for secure adapter sleeve changes
- No fuel mixture is required, use premium gas for superior performance
- 100% self-contained, easy to lift, move, and carry; no hoses or compressors required
- Includes carrying case, engine oil, extra lube, PostMaster Drive Cap, 2-1/2" adapter sleeve, and a tool kit
- Shipping weight 63 lbs.



**HANDLE KITS
SOLD SEPARATELY**

NEW Stake/Post Extractors



- Pull stakes straight up out of the ground without bending them or breaking the fresh concrete, even when the stake is flush with the top of the form
- A 50lb push on the handle generates a massive 1050lbs of gripping force and a 450lb upward breakout force on the stake



Concrete 14" JJ0100

- Pulls 3/4" and 7/8" concrete form stakes and string line stakes
- Shipping weight 15 lbs.



Concrete 29" JJ0200

- Pulls 3/4" and 7/8" concrete form stakes, T posts, and string line stakes
- Shipping weight 18 lbs.



T Post 29" JJ0205

- Pulls T fence posts, real estate signs, string line stakes, and 3/4" concrete form stakes
- Horizontal base is optimized for T fence post extraction
- Shipping weight 18 lbs.



NEW Pickett Sign Post/Ground Rod Extractor 1/8"-3/4" JJ0300

- Fast, easy, and safe way to pull U-channel sign posts, T posts, and ground rods
- Removes sign posts and ground rods straight out with just a few pumps
- Lightweight (24lbs) for easy portability
- No longer need two guys and a bobcat or a heavy cumbersome hydraulic system to pull sign posts
- Extract posts straight out of any surface
- Patented jaw mechanism provides a positive grip that prevents back and shoulder strain of operators that results from the whiplash of other pullers
- Sturdy lever arm gives you a 16 to 1 mechanical advantage
- 100lb down force on the handle generates a 1600lb upward force and a 3200lb gripping force on the post
- Shipping weight 27 lbs.



HOLE DIGGERS & AUGERS



NEW XGT Earth Auger Kit 40V Max GGD01M1



- Brushless motor delivers power of a 36cc gas earth auger
- Drill holes up to 8" wide and 41" deep (extension bar, auger bit and blades sold separately)
- Automatic Speed Change technology adjusts drill speed and torque during drilling
- High performance digging with even consistent holes for landscaping, construction and soil sampling
- Includes (1) 40V max XGT Lithium-Ion 4.0Ah battery and charger
- Additional info on our website
- Shipping weight 24.26 lbs.

XGT battery and charger on page 12



Auger Drill Bits



← E-07347 4"

E-07353 6" →



← E-07369 8"



21" Drill Bit Extension Bar
E-07375



NEW Earth Drill Two Man 1-3/8" Hex w/2 Augers 87000-PKG



- Honda GXV160 engine
- Drive Direct
- Engine Torque 7.1 ft lbs
- Auger Torque 177 ft lbs
- Auger RPM 140 rpm
- Composite resin handle bars - non-conductive, corrosion resistant, light weight & flexible yet rigid, provides shock resistance to the operator
- On/Off switch on the side of the engine eliminates accidental activation of the switch while operating the unit
- Throttle - simple, adjustable, press lever actuated
- Spur gear transmission delivers more power than a worm gear, made with precision engineering for a longer life, with no belts to maintain
- Centrifugal clutch stops rotation of auger when you let go of throttle
- Includes one 8"x36" and one 12"x36" 1-3/8" hexagon earth augers
- Shipping weight 95 lbs.



Earth Drill Only
87000

- 8" and 12", 1-3/8" hexagon earth augers sold separately
- Shipping weight 95 lbs.

Augers 36" 1-3/8" Hex Hub



← 101147 8"

101149 12" →



REAR-TINE TILLERS



NEW Gardenquake Rear Tine Tiller

SF600



- Honda GX200 engine
- With its one-clutch lever, you will find the operation of The Gardenquake to be simple and user-friendly
- Its rough terrain tires keep it moving through mud and rough ground
- The Gardenquake has a locking differential feature that forces the wheels of this tiller to move in tandem
- This helps the operator to till forward in a straight line with ease.
- Shipping weight 227 lbs.



BLOWERS



NEW Walk Behind Blower High Output

LSH-9HND



- Honda GX270 engine
- Powerful leaf and debris blower
- Adjustable and reversible handle design
- Rubber vibration mounted handle
- Heavy duty wheel assemblies with standard flat free tires
- Foot activated front discharge directs air forward instantly
- 17" 8-blade reverse curved aluminum impeller produces high volume and high velocity output
- 12-gauge steel construction with durable powder coat finish
- Optional wand attachment for cleaning flower beds and hard-to-reach areas
- Shipping weight 182 lbs.



BRUSH MOWERS

Brush Rover



- Vanguard 21hp commercial engine
- Ride-on brush mower can tackle tall, dense brush with minimal physical strain to the user
- Equipped with two flail blades on either end of the center blade to give you all the cutting power you've come to love, with even more strength and stability to be able to safely conquer brush on slopes and harder to reach areas
- Differential lock
- Head lights
- Hydro-static drive (HST)
- Rops
- Battery not included



NEW 2 Wheel Drive

RM982

- Shipping weight 871 lbs.



4 Wheel Drive

RM982F

- Handle height adjustment
- On-demand 4WD
- Shipping weight 952 lbs.



**Expanded OREC Territory now includes
16 states: AK, AL, AZ, CA, GA, FL, ID,
KY, MT, NC, NM, NV, OR, SC, TN, WA**



LOG SPLITTERS



Power Dog

NEW Log Splitter 24T Horz/Vert

PDQS24H



- Honda GX200 engine
- 24 tons of splitting force
- Thick gauge steel for vigorous use day after day
- Switch from horizontal to vertical in seconds
- 480x8" wheels, rigid through axle
- 12 second cycle time
- 4-1/2" x 24" stroke 1-3/4" cylinder
- Two stage pump
- 2" Coupler
- Standard fenders
- Log tray #KP7052 sold separately
- Log dislodger #KP7080 sold separately
- 6 Month warranty against manufacture defects
- Shipping weight 750 lbs.



Power Dog

NEW Log Splitter 29T Horz/Vert

PDQS29R



- Honda GX270 engine
- 29 tons of splitting force
- Designed and specifically built for years of service for the rental industry
- Heavy 7ga steel fenders, log dislodger and fully protected operator lever
- Horizontal and vertical operation
- 530 x 12" wheels, torsion suspension, reflective tape, log tray, and engine guard
- 14 second cycle time
- 5 x 24 stroke 2" rod cylinder
- Two stage 16 GPM pump
- 2" Coupler hitch
- 6 month warranty against manufacture defects
- Not for sale into California
- Shipping weight 783 lbs.



SPECIAL EVENT

INFLATABLE DANCERS



NEW Blower 18" 1-HP 3-Speed

757642



- Weather resistant
- IP 44 rated
- 18" diameter
- Compatible with all 20' Big Sky Air Dancers
- Single speed
- Highest quality & longest lasting commercial grade components
- Includes set of locking rolling wheels
- Designed for outdoor use
- Shipping weight 43 lbs.



TENT ACCESSORIES



NEW Light Spheres 8 Globe

STLiGHTAP8



- The most popular selling size in rental
- 25' strand
- 8 globes use standard 40 watt bulbs (not included)
- 4" polycarbonate globes
- Rotating hooks on each globe to attach to sidewall rope
- Weather and water resistant
- Intended for temporary outdoor use only
- UL Listed
- Maximum of 3 strands can be connected together
- Shipping weight 9 lbs.



UPS



TRUCK LINE



FACTORY SHIP



WARRANTY



WARNING: Cancer and Reproductive Harm
www.P65Warnings.ca.gov

CONSTRUCTION

MIXERS



NEW Wheelbarrow Concrete Mixer 5 Cuft

783997

- Unload by inclination
- Light and compact
- Steel drum
- Capacity (unmixed) 2.8 Cu Ft
- 15 cycles/hour
- Drum Rotation: 35 rpm - 60 Hz to 30 rpm - 50 Hz
- 49" x 26" x 46"
- Monophase 1/2 hp - 4P 110/220V
- Shipping weight 130 lbs.



NEW Mortar Mixer



- Honda GX240 engine
- Provide a fine and more homogeneous mixture, greater mortar fluidity due to a horizontal rotating mixture with 4 blades
- Unique lever system with two stages to tilt, providing better ergonomics
- Reinforced 3/16" drum thickness
- Solid 2" paddle shaft in square hardened steel
- Heavy duty 1/2" steel bars safety grid
- Isolated bearings with cast iron pillow blocks, assuring life time performance
- Powder coat painting, for greater protection and finishing
- Heavy duty 2" wheels axle, with high speed hubs and pneumatic 13" tires



7 CU FT

959620-240



9 CU FT

975626-240

- Drum capacity 1-1/2 to 2-1/2 Bags
- Shipping weight 780 lbs.



- Drum capacity 2-1/2 to 3-1/2 Bags
- Shipping weight 813 lbs.



NEW Concrete Mixer 11 CU FT

- 2-1/2" Tow bar, with 2" ball hitch hitch included
- Axle springs, for impact absorption
- Reinforced structure, for heavy duty operation
- Quick and easy maintenance
- Segmented ring gear in six interchangeable pieces, allowing better adjustment against the pinion and economy on the replacement of the gear
- Gravity center balanced with the chassis, assuring more efficiency and less engine efforts
- Reinforcements on the chassis and yoke arm, increasing the resistance for impacts and allowing the operation on uneven ground
- Reinforced drum base, with 1/4" thick steel plate
- Design of drum, allowing higher production capacity (1-1/2 bags of cement)
- Efficient paddles design, improving the quality of the mix
- Pneumatic rim 13"



GX200

975579-200

- Shipping weight 581 lbs.



GX240

975624-240

- Shipping weight 604 lbs.



COMPACTION



NEW Plate Compactor 18" x 22.5" w/Water Kit AP18 18AHC



- Honda GX160 engine
- Operating Weight - No Water 178 lbs. and Full Water 200 lbs.
- Plate 18" x 22.5"
- Centrifugal force 2780 lbs.
- Exciter speed 5240 VPM
- Compaction depth up to 10"
- Travel speed up to 75 ft/min
- Compaction area 6750 sqft/hr
- Water tank capacity 2.33 gal
- Standard lift cage
- One piece exciter with self cleaning open base plate design
- Heavy duty housings, oversized application matched bearings, and an oil mist lubrication system to withstand high operating temperatures
- Quality shock mounts and double isolated guide handles
- Shipping weight 178 lbs.



NEW Plate Compactor 20" x 22" w/Water Kit AP2000 2000AH



- Honda GX160 engine
- Operating Weight - No Water 168 lbs. and Full Water 193 lbs.
- Plate 20" x 22"
- Centrifugal force 2475 lbs.
- Exciter speed 4400 VPM
- Compaction depth up to 12"
- Travel speed up to 90 ft/min
- Compaction area 9000 sqft/hr
- Water tank capacity 3 gal
- Designed for asphalt applications
- Stress relieved steel plate housings are crack resistant and provide long wear
- Aluminum exciter housing dissipates heat rapidly and custom lubricants preserve bearing and seal integrity
- Self cleaning plate prevents dirt build-up
- Shipping weight 214 lbs.



TROWELS



NEW Trowel 24" Edger F24/4 248288



- Honda GX160 engine
- Ideal for jobs that require a lightweight, highly maneuverable, professional finishing tool
- Allows professional results even with confined areas or weight restricted areas
- Perfect for edging in the tightest spaces
- Tool free height adjustable operator handle folds down for transport
- ISO compliant, low profile guard ring allows for easy cleaning and blade changes
- Trowel speed 50-135 rpm
- Shipping weight 150 lbs.



NEW Ride-On Trowel MK8-75 7513HM



- Honda GX390 engine
- 460 lbs. operating weight
- 63" troweling path
- Rotor speeds up to 130 rpm
- Manual steering
- The industry's smallest ride-on trowel
- Transports in the bed of a pick-up
- Passes through a 32" doorway
- Can be used as an edging trowel
- Floats and finishes with equal proficiency
- Shipping weight 563 lbs.



UPS



TRUCK LINE



FACTORY SHIP



WARRANTY



WARNING: Cancer and Reproductive Harm
www.P65Warnings.ca.gov

CONCRETE VIBRATORS

NEW XGT Concrete Vibrator Kit 40V

- Makita-built brushless motor delivers up to 15,500 VPM to help increase strength of concrete
- Up to 45 minutes of run time in power mode and 60 minutes of run time in normal mode
- Dual directional switch to conveniently hold the tool in either horizontal or vertical positions
- Protective cover on switch and battery prevents contamination
- Additional info on our website



5-1/2'
GRV01M1

- Includes (1) 40V max XGT® Lithium-Ion 4.0Ah battery and charger
- Shipping weight 21.41 lbs.



8'
GRV02L1

- Includes (1) 40V max XGT® Lithium-Ion 8.0Ah battery and charger
- Shipping weight 30 lbs.



Makita

NEW 40V XGT Batteries

- Battery charge level with 4 L.E.D. indicators
- Advanced design impact-resistant outer case and shock-absorbing inner-liner
- Additional info on our website

4.0AH
BL4040

- Reaches full charge in 45 minutes or less
- Shipping weight 2.20 lbs.



8.0AH
BL4080F

- Reaches full charge in 76 minutes or less
- Shipping weight 4.30 lbs.



NEW Rapid Optimum Charger 40V Max **DC40RA**

- Built-in chip communicates during the charging process to control current, voltage, and temperature
- Dual-fan design circulates air through the battery and circuit board for faster charging
- Digital display indicates battery charge level (-80%, +80%, 100%)
- Additional info on our website
- Shipping weight 2.85 lbs.



SAWS

Makita

NEW XGT Brushless 14" Power Cutter Kit **GEC01PL4**



- Delivers the power of a 75.6cc Gas Saw
- Cuts up to 15 ft. in concrete and makes 115 cuts in #5 rebar on a single charge
- No Gas, No Fumes, No Pull-Starts, Zero Limitations
- Integrated Anti-Vibration mechanism provides up to 50% less vibration when cutting
- Includes (4) 40V max XGT® Lithium-Ion 8.0Ah batteries, rapid charger, socket wrench and cut-off wheel
- Additional info on our website
- Shipping weight 56.49 lbs.



Thin Kerf Diamond Blades



← E-16748

14"

SAWS



NEW Medusaw Walk Behind Concrete Saw 7"

SPT79A-10

- Worm drive concrete saw delivers a complete concrete cutting system with worm drive power and durability
- Adjustable handle extends to optimal height and folds for easy transport
- Wet/Dry dust management system controls dust for cleaner cuts and longer tool life
- Two-finger trigger reduces fatigue and improves control
- GFCI protection reduces risk of shock to user
- Die-cast aluminum housings, guard and foot with rust-resistant brackets and fasteners resist corrosion for long life
- Pointer wheel mirrors the blade kerf for accurate cuts
- Large foot and oversized wheels for improved stability
- Powerful Dual-Field™ Motor increases cooling and extends tool life 22 Amp switch and heavy gauge cord
- Shipping weight 31.70 lbs.



ENGRAVERS

DREMEL

NEW Engraver Kit Corded

290-02




- Stroke adjustment dial regulates engraving depth from fine lines to deep grooves
- Light and compact design provides comfortable use for precision engraving performance
- Letter and number template helps etch words and numbers
- Soft grip adds extra comfort and control
- Replaceable carbide point lets you engrave on most surfaces
- Decorate metal, glass, and stone for a personalized touch
- 1 carbide tip included
- Shipping weight 0.10 lbs.



NEW Carpentry Chainsaw Wormdrive 16"

SPT55-11

- Worm Drive gearing with electric brake delivers relentless power and proven durability
- 14-1/4 IN. depth of cut to power through deep material in one pass
- Self-lubricating, full house chain with tool-less tensioning provides high quality cuts
- 15 AMP Dual-Field™ motor stays cooler, increasing longevity and work efficiency
- All magnesium construction for durability and reduced weight
- Shipping weight 18 lbs.



SHOP LIFTS

EDCO

NEW Engine Hoist w/Carrier Cart

99500



- Durable, versatile, and easy to use
- Can be taken apart & assembled in minutes making it easy to transport
- Easily fits in a pickup truck or an elevator
- All parts of the hoist can be moved in the wheeled caddy, which enables easy handling by one person
- Carrier cart narrow enough to fit through a 20-inch opening
- Lift capacity of 1500 lbs.
- Shipping weight 339 lbs.



UPS



TRUCK LINE



FACTORY SHIP



WARRANTY



WARNING: Cancer and Reproductive Harm
www.P65Warnings.ca.gov

DRY WALL TOOLS



NEW LXT 9" Drywall Sander Kit 18V

XLS01TX1



- Direct drive Makita-built brushless motor positioned at the sanding head for increased efficiency
- Round brush design delivers high efficiency dust extraction with minimal leakage
- Adjustable extension pipe collapses for confined spaces and extends for reaching high areas
- AWS* utilizes Bluetooth* for wireless power-on/off communication between tool and dust extractor
- Includes (2) 18V LXT* Lithium-Ion 5.0Ah batteries, rapid charger, 9" hook-and-loop backing pad and 9" sanding disc
- Additional info on our website
- Shipping weight 23.59 lbs.



NEW Battery 18V 5.0AH

BL1850B



- Integrated L.E.D. battery charge level indicator allows user to monitor battery charge
- Reaches full charge in 45 minutes or less
- Provides up to 65% more run time per charge compared to BL1830
- Compatible only with Makita 18V Lithium-Ion tools with Star Symbol™ and/or Yellow Battery Receivers
- Additional info on our website
- Shipping weight 0 lbs.



NEW Rapid Optimum Charger 18V LXT

DC18RC



- Charges 18V LXT* 2.0Ah battery in 25 minutes, 3.0Ah in 30 min., 4.0Ah in 40 min., 5.0Ah in 45 min.
- Communicates with the battery's built-in chip during the charging process to optimize battery life
- Built-in fan cools the battery during the charging process for faster charge time
- 3-year limited warranty
- Additional info on our website
- Shipping weight 2.15 lbs.



FLEX

NEW Drywall Sander Giraffe Kit

427632



- Model Number GE5+SH KIT 120/USA
- Includes 13' Anti-Static Hose and Carrying Case
- Gimbal-Mounted Sanding Head
- Dust Proof On/Off Switch
- Ergonomically shaped Guide Tube made of Aluminum
- 16.4 FT Cord
- 500 Watt Input Power
- Shipping weight 10 lbs.



NEW Dust Vacuum AWS 4 GAL 36V LXT

XCV25ZUX



- Brushless motor delivers 74 CFM and up to 100 minutes of run time using two 5.0Ah 18V LXT* batteries
- Efficient three stage HEPA filtration system captures 99.97% of particulates .3 microns and larger
- AWS* for wireless power-on/off communication with dust extractor
- Filter cleaning system is designed to maintain optimal suction efficiency and longer filter life
- Includes (2) Anti-static hose, crevice tool, floor nozzle, aluminum bending pipe and telescoping wand, main HEPA filter, damper, pre-filter and three adapters (battery and charger not included)
- Additional info on our website
- Shipping weight 25.89 lbs.



FANS



NEW Barrel Fan 42" Belt Drive LC42BD



- 115V, 1 HP, 630 Watts
- Belt Drive
- 1 Phase, 2 Speed, OCP Ball Bearing Motor
- Epoxy Coated Guard and Housing
- Grounded Plug with 10' cord
- Aluminum four-blade propeller
- Fully Assembled
- 1 year warranty
- Shipping weight 112 lbs.



AIR FILTRATION



NEW Hepa 700 Air Scrubber 125105



- Ideal for for water and fire damage restoration, mold remediation, and construction for residential, industrial, education, commercial, and institutional settings
- Filters out dust, mold, odors and fumes with pre-filter, optional carbon, and true HEPA filter media, passes DOP tests with no additional filters
- Quieter operation for use in any occupied spaces
- GFCI outlet enables daisy-chaining of up to 8 units on a 15-amp circuit
- Lightweight and stacks securely for compact storage and transport
- 24/7 remote monitoring and control using Command Center app to ensure continuous air filtration
- Variable 275 to 700 CFM airflow
- 14" duct size
- 25' power cord
- Shipping weight 50 lbs.



← 115471

Pre-Filter
1st Stage
12/PK

113364

Pre-Filter
2nd Stage →


← 111192

HEPA
Filter

100053

Carbon
Filter →
4/PK


NEW Airmover Velo Pro F505 114969



- Adjust amp draw from 1.2 to 1.9 amps in .1 amp increments to balance draw in limited power settings
- Variable speed control from 500 CFM to 885 CFM
- Daisy-chain capable with convenient dual outlet
- Hour meter to track usage and maintenance intervals
- Patented outlet design ensures even, broad-path airflow for fast, consistent drying across all surfaces
- Five operating positions to dry floors, ceilings, walls, and stairways quickly and efficiently
- Easily carry two units at once or stack up to six on a hand truck
- Easiest to maintain, simply remove fasteners and lift out impeller assembly for cleaning
- Shipping weight 22 lbs.



MEASURING TOOLS


BOSCH

NEW Thermal Camera 12V Max Connected GTC400C



- Fast thermal camera operation detects temperature anomalies in seconds by just squeezing the trigger and freezing the image
- Large illuminated color display features a 160x120 thermal resolution, setting the standard for detailed thermal resolution
- Integrated camera records actual images with thermal graphic images, for side-by-side comparison, picture-in-picture and more
- Precision imaging has more than 19,000 measurement points, showing hot and cold spots, center temperature and adjustable temperature scale
- Image memory stores up to 500 images, both thermal graphic images and visual pictures
- 12V Max Lithium-ion power features long runtime for complex jobs
- Bluetooth and WiFi hotspot connectivity enables transfer of documentation to a smart phone or tablet
- Jobsite-tough construction withstands difficult jobsite conditions, and is IP53 rated
- Shipping weight 3.20 lbs.



UPS



TRUCK LINE



FACTORY SHIP



WARRANTY


WARNING: Cancer and Reproductive Harm
www.P65Warnings.ca.gov

PALLET JACKS



NEW Pallet Jacks

- Overload protection prevents lifting loads past maximum capacity
- Pump designed so the cylinder will not extend beyond maximum height
- Pumps designed for any industrial environment
- Polyurethane 6-1/4 x 2 inch steer wheels for non marking of floors and quieter rolling
- Lower material in a controlled decent with either hand or foot control for operator convenience



6600 LB
20" x 48"
141172

- 6,600 lbs. capacity
- 200 degrees turning radius
- Shipping weight 156 lbs.



8000 LB
27" x 48"
141800

- 8,000 lbs. capacity
- 210 degrees turning radius
- Shipping weight 167 lbs.

POWER DISTRIBUTION



NEW Generator Adapter 10/4 L14-30P

04-00214

- 10/3 AWG, STW
- 2ft
- Converts L14-30 plug into (3) 5-20 receptacles
- E-Zee Lock Connectors
- Lighted ends show when power is on
- Remains flexible from -40 to 140°F
- Heavy Duty, 20 amp and 2500 watts
- cETLus Intertek Approval
- Shipping weight 2.60 lbs.



PORTABLE GENERATORS



**AVAILABLE
NATIONWIDE**



NEW Inverter Generator 3200 Watt

EU3200iAC



- Honda GX130 engine
- 3,200 max watts of reliable power runs most 13,500 BTU RV A/C units, plus lights, appliances, and more
- At only 59.1 pounds, it's portable, packable, and is equipped with integrated upper and lower handles
- Quick and easy 2-step chokeless starting: just turn on and pull for instant power
- Smartphone control to monitor fuel level, power output, Eco Throttle, and much more
- Long run times of up to 8.6 hours means less time refueling and more time doing what you want
- Fuel-injection eliminates need for a choke, carburetor cleaning, or high-altitude re-jetting
- Front panel LED indicators provide quick, convenient viewing of fuel level, Eco Throttle operation, and more
- Super quiet operation 54-58 dB(A)
- Clean, stable power for electronics
- Double your power with an additional EU3200i and the optional Parallel Kit
- CO-MINDER system designed to automatically shut down the generator if it detects carbon monoxide gas reaching unsafe levels
- Honda 3-Year Warranty
- Shipping weight 66 lbs.

**50 STATE
MODEL**



You must register as an MTA Honda power equipment rental dealer to purchase at discount prices on Honda generators, pumps, & tillers. Contact us for more information: 800.264.0225 or customerservice@mtadistributors.com. Please read the owner's manual before operating your Honda Power Equipment and never use in a closed or partly enclosed area where you could be exposed to odorless, poisonous carbon monoxide. Connection of a generator to house power requires a transfer device to avoid possible injury to power company personnel. Consult a qualified electrician. ©2023 American Honda Motor Co., Inc.

PORTABLE GENERATORS



NEW Generator 9000 Watt 240V

GEN-9P-US-240



POWERED by
HONDA



- This 9kW gasoline generator packs a big punch for its small size. It simultaneously powers two single phase tools up to 11A and one three-phase 20A/240V machine.
- Shipping weight 275 lbs.



NEW Generator 23000 Watt 480V

GEN-23P-MS-480



- The world's smallest 23kW 480V single and three-phase generator can power two single phase tools and heavy duty three-phase 480V machines up to 27A at the same time.
- Not for Sale Into California
- Shipping weight 573 lbs.



Generator 16000 Watt

POWERED by
HONDA



NEW 240V

GEN-16P-MS-240

- Put this portable 16kW 240V gasoline generator right by the work area, to power multiple single-phase machines up to 41A at the same time.
- Shipping weight 445 lbs.



NEW 480V

GEN-16P-MS-480

- Bring this compact 16kW 480V gasoline generator right onto the job site to power single-phase and 480V three-phase machines up to 17A at the same time.
- Shipping weight 445 lbs.



HOT WATER PRESSURE WASHERS



NEW Dragon Hot Box 4000 PSI

D-HB40-AC



- Designed to connect to an existing pressure washer to make any cold water system transform into a complete hot water unit
- Top-to-bottom schedule 80 coil for maximum temperature rise
- Stainless coil wrap and control panel
- Safety pressure relief valve
- Flow switch
- Adjustable thermostat temperature control
- Beckett burner
- Powder coated steel frame
- Poly 6-gallon diesel/kerosene fuel tank
- Fuel filter
- 120 volt GFCI
- Shipping weight 225 lbs.



UPS



TRUCK LINE



FACTORY SHIP



WARRANTY



WARNING: Cancer and Reproductive Harm
www.P65Warnings.ca.gov

LIFTS



NEW Push-Around Mast Lifts

- Auto-lock wheels on elevation
- Non-marking caster wheels
- Heavy-duty aluminum platform
- Protective wall bumpers
- Tool tray
- Frame-mounted bubble level
- Integrated fork pockets
- Machine Width 2' 6"
- Indoor Use Only
- MTA Catalog Freight Program does not apply



8' Lift 830P

- Platform Height 8' 2"
- Platform Size 29" x 39"
- Platform Capacity 440 lbs.
- Shipping weight 744 lbs.



10' Lift 1030P

- Platform Height 10' 2"
- Platform Size 30" x 60"
- Platform Capacity 550 lbs.
- Shipping weight 866 lbs.



NEW Eco Lifts

- Intuitive operation - turn handle to elevate
- Patented stored power lift/lower system needs no oil, batteries, or hydraulics
- Fewer parts for minimal maintenance
- Auto-lock brake on elevation
- Tool tray
- Forklift pockets
- Saloon-style doors
- Machine Width 2' 4"
- Platform Capacity 330 lbs.
- Indoor Use Only
- MTA Catalog Freight Program does not apply



5' Lift ECO50

- Platform Height 4' 11"
- Platform Size 28" x 24"
- Shipping weight 397 lbs.



7' Lift ECO70

- Platform Height 7' 3"
- Platform Size 33" x 25"
- Shipping weight 672 lbs.



NEW Vertical Lifts

- Lanyard attachment anchor for body harness
- Quick-change 26" W x 28" L gull-wing entry platform
- Quick-change platform mounts
- Low maintenance anodized mast
- Non-marking tires
- 110 volt double receptacle in platform
- 93 AH lead-acid battery
- Descent alarm
- Automatic battery charger
- Battery discharge indicator (BDI)
- Hourmeter
- Roller loading device for loading on pickup trucks
- Auto power saver shuts off power when idled
- ANSI, OSHA, & CSA compliant
- Platform Size 26" x 26"
- Indoor Use Only
- MTA Catalog Freight Program does not apply



25' Lift 25AM-DC

- Platform Height 24' 10"
- Machine Width 2' 6"
- Platform Capacity 350 lbs.
- Shipping weight 905 lbs.



30' Lift 30AM-DC

- Platform Height 29' 7"
- Machine Width 2' 5"
- Platform Capacity 300 lbs.
- Shipping weight 1,211 lbs.



38' Lift 38AM-DC

- Platform Height 38'
- Machine Width 2' 5"
- Platform Capacity 300 lbs.
- Shipping weight 1,470 lbs.



LIFTS



NEW Electric Scissor Lifts

- Flashing Amber Beacon - LED
- AC Receptacle in Platform
- Active Pothole Protection System
- 27 amp Multi-Function Universal Charger
- Fork Lift Pockets, Lifting and Tie Down Points
- Movable, Removable Platform Control
- Self Closing Gate
- Steel Swing-Out Doors
- MTA Catalog Freight Program does not apply



13' Lift Lightweight

ES1330L

- Machine Width 2' 6"
- Platform Height 13'
- Platform Height Lowered 2' 4"
- Platform Size 24.4" x 49.2"
- Platform Capacity 500 lbs.
- Shipping weight 1,984 lbs.



19' Lift

R1932

- Machine Width 2' 8"
- Platform Height 19'
- Platform Height Lowered 3' 3"
- Platform Size 25.4" x 62.7"
- Platform Capacity 507 lbs.
- Shipping weight 0 lbs.



26' Lift

R2632

- Machine Width 2' 8"
- Platform Height 25' 6"
- Platform Height Lowered 3' 8"
- Platform Size 25.4" x 84"
- Platform Extension Length 2' 10"
- Platform Capacity 507 lbs.
- Platform Capacity Extension 265 lbs.
- Shipping weight 4,310 lbs.



NEW Tow-Pro Boom Lifts

- Platform Size 2' 6" x 4'
- Platform Capacity 500 lbs.
- Swing 410 Degrees
- MTA Catalog Freight Program does not apply



35' Lift

T350


- Machine Width 4' 9"
- Horizontal Outreach 20' 2"
- Platform Height 34' 5"
- Up and Over Height 15'
- Shipping weight 0 lbs.



50' Lift

T500J

- Machine Width 5' 7"
- Horizontal Outreach 30'
- Platform Height 50'
- Up and Over Height 18'
- Shipping weight 4,800 lbs.



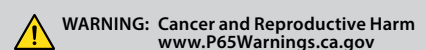
NEW 13' Telehandler

SKYTRAK 3013

- Maximum Lift Capacity 2700 lbs.
- Maximum Lift Height 13' 1"
- Maximum Reach 7' 1"
- MTA Catalog Freight Program does not apply
- Shipping weight 0 lbs.



Contact MTA for availability and pricing at 800-264-0225 or JLG@mtadistributors.com. Popular parts and accessories are in stock today to keep your rental fleet running. Additional lifts, parts, and accessories are available for special order.



Pricing, Specials, and Terms Good Through 05/31/2023

2023 CATALOG SUPPLEMENT

