


CORE PROP

SURFACE PREPARATION PRODUCTS



800-321-5336 - diamondproducts.com



At Diamond Products, our CORE PREP line of surface preparation equipment embodies our unwavering commitment to quality, precision, and performance. Each grinder, scarifier, shot blaster, burnisher, and floor stripper is expertly engineered and rigorously tested to ensure superior reliability and exceptional results. With CORE PREP, professionals in the construction and renovation industries can confidently tackle any surface preparation task, knowing they're backed by Diamond Products' legacy of excellence and dedication to customer satisfaction.



CONTENTS

PAGES

Floor Strippers	4-5
Grinder / Polishers	6-13
Grinding Information	14-15
Diamond Metal Inserts	16-8
Luteus Pads	19
Resin and Ceramic Polishing Pads	20-21
Diamond Grinding Tools	22
Grinding Heads	23
Scarifiers	24-27
Burnishers	28-29
Shot Blaster	30
Trowel	31
Vacuums	32-33
Cup Grinders	34-35

CPST1015E1L (OX)

Enables the peeling and removal of carpets, vinyl floors and many other floor coverings.



10" Strip Width Electric

FEATURES:

- Unique self-propulsion can be used either manually, or in automatic mode
- Ram action stripping power is provided by a powerful, dedicated motor
- Adjustable blade angle
- Inboard weight are removable and adjustable to three positions, ensuring maximum blade pressure for difficult removals
- Height-adjustable and vibration dampened handle with stable lifting points

Model #	Part #	Cat #	Product Weight (lbs)
CPST1015E1L (Ox)	5802009	113765	106

CPST1015E1XL (MULE)



10" Strip Width Electric

FEATURES:

- Unique self-propulsion can be used either manually, or in automatic mode
- Ram action stripping power is provided by a powerful, dedicated motor
- Adjustable blade angle
- Inboard weight are removable and adjustable to three positions, ensuring maximum blade pressure for difficult removals
- Height-adjustable and vibration dampened handle with stable lifting points

Model #	Part #	Cat #	Product Weight (lbs)
CPST1015E1XL (Mule)	5802010	113766	269

TECHNICAL DATA

Voltage / Frequency	120V - 1PH, 60 Hz
Power	1.5 HP Electric
Current Consumption	9A (Ox) 16A (Mule)
Speed (drive motor)	2820 RPM
Vacuum Connection	1-1/2"
Application	Scraping / Stripping
Length	33" (Ox), 30" (Mule)
Width	13" (Ox), 20" (Mule)
Height	38" (Ox), 43" (Mule)

CPST1415E1 (BULL)

Enables the peeling and removal of carpets, vinyl floors and many other floor coverings.



Ergonomically designed handle bars with control unit including dead man's switch

Directly driven impact mechanism with low maintenance and reliable performance.

14" Strip Width Electric

FEATURES:

- Direct drive manual or auto travel
- Forward weight helps with material removal
- Height-adjustable
- Protective cover helps prevent flying pieces
- Integrated weights adjustable to 3 positions
- Ergonomically designed handle bars

Model #	Part #	Cat #	Product Weight (lbs)
CPST1415E1	5802006	112185	518

TECHNICAL DATA

Voltage / Frequency	110V / 60 Hz / 16.4A
Power	1.5 HP
Current Consumption	10 Amp
Speed (drive motor)	2820 RPM
Vacuum Connection	1-1/2"
Application	Dry
Length	30.7"
Width	19.68"
Height	43.7"



Blade Bull



Bull Chisel & Holder



Carpet Cutter

ACCESSORIES

Description	Part #	Cat #
Blade Bull - U-Shape Sharp 350x80x1.5mm	2509451	113585
Blade Bull - 350x130x1.5mm	2509452	113586
Blade Bull - 350x80x1.5mm	2509453	113587
Blade Bull - 350x80x2.5mm	2509454	113588
Blade Bull/Mule/Ox - 250x80x1.5mm	2509797	113589
Blade Bull/Mule/Ox - 250x80x2.5mm	2509798	113590
Blade Bull - U-Shape 350x80x1.5mm	2509805	113591
Chisel 25mm	2509449	113592
Chisel Holder	2509448	113593
Carpet Cutter Holder	2509806	113594
Carpet Cutter	2509807	113595



CPG825E1 (ALPHA)

9" Grind Width
Electric

FEATURES:

- Removable dust shroud allows you to grind flush to the wall
- Wide range of tooling available for grinding and coating removal
- Utilizes the Core Lock diamond segment retention system for fast and efficient changes
- Handle folds within seconds for easy transport
- Flexible drive coupling

TECHNICAL DATA

Voltage / Frequency:	115V - 1PH, 60 Hz
Power:	1.5 HP Electric
Current:	15 Amp
Speed (drive motor):	1290 RPM
Application:	Floor grinding & polishing
Grinding Speed:	600 rpm
Grinding Disc:	1 x 13"
Grinding Width:	482.6 mm / 19"
Weight:	95 lbs.



Model #	Motor Type	Part #	Cat #
CPG825E1	1.5HP, 115V 1PH	5802008	113768

CPG1300



13" Grinding Head Electric

FEATURES

- Single grinding head for smaller areas
- Quick change from grinder to edger
- Can be used with 3, 6, or 9 metal, ceramic, or resin bond diamond tools
- Separates into two pieces for easy transport
- Variable speed
- Weight kit included

TECHNICAL DATA

Model #:	CPG133E1	CPG133E3
Voltage:	115V 1PH	230V 1PH
Motor Power:	1.5 hp	3 HP
Current:	15 Amp	12 Amp
Grinding Speed:	200-500 rpm	300-750 rpm
Grinding Disc:	1 x 13"	1 x 13"
Grinding Width:	330 mm / 13"	330 mm / 13"
Weight:	186 lbs	186 lbs

Model #	Motor Type	Part #	Cat #
CPG133E1	115V, 1PH variable speed	5802013	114774
CPG133E3	230V, 60Hz variable speed	5802014	114771

CPG1800



18" Grinding Head Electric

FEATURES

- Three head planetary that allows you to grind close to a wall
- Adjustable speed depending on your surface
- Versatile grinding/polishing of plank flooring, parquet, or concrete
- Large selection of heads can be mounted depending on the surface
- Separates into two compact pieces that can be easily transported
- Weight kit included

TECHNICAL DATA

Model #:	CPG183E1	CPG183E3
Voltage:	115V 1PH	230V 1PH
Motor power:	1.5 hp	3 HP
Current:	15 Amp	12 Amp
Grinding speed:	200-500 rpm	300-750 rpm
Grinding disc:	3 x 6"	3 x 6"
Grinding width:	457 mm / 18"	457 mm / 18"
Weight:	260 lbs	260 lbs

Model #	Motor Type	Part #	Cat #
CPG183E1	115V, 1PH 15 Amp variable speed	5802016	114639
CPG183E3	230V, 1PH, 60Hz variable speed	5802015	114638

CPG2000

20" Grind Width
Electric

FEATURES:

- Great for the rental market and small to medium sized jobs
- Able to fit into small spaces and great for grinding terrazzo
- Variable speed for grinding and polishing different materials
- Water tank eliminates the need for an external water source
- Flex head system that reduces vibration
- Low maintenance due to smooth operation
- Weight kit included
- High torque motor

TECHNICAL DATA

Model #:	CPG207E1	CPG207E3
Voltage:	230V, 1PH	480V, 3PH
Motor Power:	5.5 hp	5.5 HP
Current:	30 Amp.	16 Amp.
Grinding Speed:	250-1150 rpm	250-1150 rpm
Grinding Disc:	3 x 6.5"	3 x 6.5"
Grinding Width:	20"	20"
Weight:	403 lbs	403 lbs
Water Tank:	5 gallons	5 gallons

Model #	Motor Type	Part #	Cat #
CPG207E1	5HP, 230V - 1PH	5802037	114731
CPG207E3	5HP, 480V -3PH	5802017	114739



CPG2600

26" Grind Width
Electric

FEATURES:

- Heavy-duty design for both residential and commercial applications
- Patented planetary system to drive 3 heads
- Double-sided cog belt and gear to help reduce torque and stress on the operator
- Water connection valve for wet grinding
- Industrial grade components designed for durability

TECHNICAL DATA

Model #:	CPG2610E1	CPG2655E3
Voltage:	230V 1PH	230V 3PH
Motor Power:	10 hp	5 HP
Current:	16 Amp	30 Amp
Grinding Speed:	350-1100 rpm	350-900 rpm
Grinding Disc:	3 x 8.5"	3 x 8.5"
Grinding Width:	26"	26"
Weight:	705 lbs	705 lbs
Grinding Pressure:	396 lbs	396 lbs

Model #	Motor Type	Part #	Cat #
CPG2655E1	5HP, 230V - 1PH	5802018	114673
CPG2610E3	230V, 10kw - Dual Phase 1PH/3PH	5802036	114756



CPG2600P

26" Grind Width
Propane



FEATURES:

- Heavy-duty design for both residential and commercial applications
- Patented planetary system to drive 3 heads
- Double-sided cog belt and gear to help reduce torque and stress on the operator
- Water connection valve for wet grinding
- Industrial grade components designed for durability
- Designed for both liquid and vapor

TECHNICAL DATA

Model #:	CPG2620P
Engine Power:	18 HP
Propane Tank:	5 gallon / 20 lbs LP
Grinding Speed:	600-960 rpm
Grinding Disc:	3 x 8.5"
Grinding Width:	26"
Weight:	842 lbs
Water Tank:	5 gallons

Model #	Engine Type	Part #	Cat #
CPG2620P	18 HP Kawasaki FX603	5802019	114696

CPG2800

28" Grind Width
Electric



FEATURES:

- The operator can easily control the speed
- Ergonomic with a minimal load and no vibrations for the operator
- Service is easy – loosen three screws to get access to the machine house
- Quick-release wheels
- The cooling system is sealed and protects the electrical components against heat and dust

TECHNICAL DATA

Model #:	CPG2810E3
Motor Power:	230V, 10HP, 32amp
Current:	32 amp
Grinding Speed:	200-800 rpm
Grinding Disc:	3 x 8.6"
Grinding Width:	28"
Weight:	1,212 / 1,344 lbs
Water Tank:	5 gallons

Model #	Motor Type	Part #	Cat #
CPG2810E3	230V, dual phase 1PH or 3PH	5802021	114787

CPG3000

30" Grind Width
Electric



FEATURES:

- Suitable for both residential and commercial applications
- Optimal for polishing, grinding, and removing thick coatings
- Equipped with three grinding heads (11" in diameter) cast in one solid piece
- Folding handle for easy transport and storage
- Powered by a patented system with double-sided timing belt and gear ring
- Reinforced bearings, shafts, and drive belts for high performance

TECHNICAL DATA

Model #:	CPG3000
Motor Power:	230V dual phase or 480V, 3PH
Current	32/50 Amp or 16 Amp
Grinding Speed:	250-1150 rpm
Grinding Disc:	3 x 11"
Grinding Width:	30"
Weight:	820 lbs.
Water:	Hose connection

Model #	Motor Type	Part #	Cat #
CPG3013E3	10HP, 480V, 3PH High Torque	5802020	114810
CPG3013E2	230V, 1PH or 3PH Dual, High Torque	5802035	114598

CPG3200

32" Grind Width
Electric



FEATURES:

- Easy to use remote control
- The operator can easily control the speed
- Ergonomic with a minimal load and no vibrations for the operator
- Equipped with a smart display
- Service is easy – loosen three screws to get access to the machine house
- The wheels on the machines are 14-1/2" and can quickly be released
- The cooling system is sealed and protects the electrical components against heat and dust

TECHNICAL DATA

Model #:	CPG3210E3	CPG3210E3 with remote
Motor Power:	15HP or 20HP, 230V or 480V	15HP or 20HP, 230V or 480V
Current:	32 Amp or 20 Amp, 50-60Hz	32 Amp or 20 Amp, 50-60Hz
Grinding Speed:	200-825 rpm	200-825 rpm
Grinding Disc:	3 x 11"	3 x 11"
Grinding Width:	32"	32"
Weight:	1,212 lbs.	1,410 lbs.
Water Tank:	5 gallons	5 gallons

Model #	Motor Type	Part #	Cat #
CPG3210E3 (480V)	20HP, 480V, 3PH	5802023	114599
CPG3210E3 (230V)	15HP, 230V 3PH	5802024	114802
CPG3210E3 (480V) remote	20HP, 480V, 3PH	5802026	114803
CPG3210E3 (230V) remote	15HP, 230V 3PH	5802025	114546

CPG3230P PROPANE
32" Grind Width
Propane

TECHNICAL DATA

Model #:	CPG3230P
Engine Power:	26HP Kawasaki LX900
Propane Tank:	5 gallon / 20 lbs. LP
Grinding Speed:	300-575 rpm
Grinding Disc:	3 x 11"
Grinding Width:	32"
Weight:	1,323 lbs
Water Tank:	5 gallons

FEATURES:

- 26HP Kawasaki engine converted to propane
- Propane-powered for situations where electric power is not available
- Adjustable grinding pressure
- Automatic safety system that monitors air oxygen levels
- Ergonomic design for well-balanced performance

Model #	Engine Type	Part #	Cat #
CPG3230P	26HP Kawasaki LX900 converted	5802027	114600



Easily remove the machine head with just three screw sets, and rely on high-quality hub bearings and cog belts to increase durability, service life, and lower maintenance costs.



Sturdy front wheel arm keeps the grinding head steady and helps in maneuvering the machine on rough surfaces.



Powered by a 26hp Kawasaki engine, the CPG3230G propane can be operated with liquid and vapor propane, making it a versatile and powerful tool for any job site.

CPG305 POLISHER



12" Grinding Width

Model #	Motor Power	Part #	Cat #	Pad Capacity	Product Weight (lbs.)
CPG305	115 V, 11 amp	5801328	32947	5" x 3	30

5" Pad Capacity Electric

FEATURES

- Uses three 5" diamond polishing pads and/or diamond grinding discs
- Planetary, gear driven system and precision bearings
- Powered by a heavy duty FEIN® variable speed motor
- Wet polishing with center coolant feed
- Built-in vacuum port
- Rugged, hand-operated 12" platform that grinds, hones and polishes concrete surfaces
- Operates wet or dry (with optional dust cowl)
- 12" platform turns at a lower rate than the higher rotational speed (>2000rpm) of the 5" platens
- The RPM provides the optimal speed for diamond polishing, producing a perfect finish 5 times faster than a single head polisher

CPG305 TECHNICAL DATA

Power Supply	115V/60Hz
Motor Power	2 HP
Amp Draw	11 amp, uses 20amp breaker
RPM	2500
Includes	Slurry skirt, coolant feed

CPG80E LOW PROFILE



8" Heavy Duty Orange grinding head included (Cat # 03330)

8" Head Capacity Electric

FEATURES

- 2 HP Baldor-1PH, 115V, 16 amp motor
- Remove paint, epoxy and rough spots
- Easy to maneuver push drive
- Slurry skirt keeps the machine on the grinding surface
- 2800 rpm grinding head speed
- Includes 50ft, 12 gauge extension cord



Low profile for hard to reach areas



Adjustable rear axle and heavy duty steel frame

Model #	Engine/Motor Type	Part #	Cat #	Product Weight (lbs.)
CPG82E1-8	2HP-1PH-*115V or 230V Baldor® Electric	5801037	13317	120

* Must specify 115V or 230V when ordering

CPG100 SINGLE HEAD

10"/12" Head Capacity
Electric
Gasoline


FEATURES

- Remote throttle
- 2" dust port opening
- Single grease point
- Steel box frame
- Adjustable operator handles
- Lifting handles
- Adjustable wheel location for added grinding strength
- Single head for fast, aggressive grinding
- Greasing points are easily accessible
- Electric models include starter box
- Includes 50 pound weight that maintains surface pressure

Optional second 50 lbs. weight:
Part # 2501047
Cat # 47017

Model #	Engine/Motor Make	Engine/Motor Power	Power Source	Part #	Cat #	Product Weight (lbs)
CPG102E1	Baldor®	2 HP-1PH, 115V or 230V	Electric	5800727	13227	370
CPG110H	Honda® GXV390	10.2 HP	Gas	5800726	13420	320
CPG175E1	Baldor®	7.5 HP-1PH, 230V	Electric	5800828	15040	355
CPG175E3	Baldor®	7.5 HP-3PH, 230V	Electric	5800829A	15048	370
CPG175E3	Baldor®	7.5 HP-3PH, 460V	Electric	5800829B	14123	370

CPG200 DUAL HEAD

10"/12" Head Capacity
Electric
Gasoline


Optional second 50 lbs. weight:
Part # 2501047
Cat # 47017

FEATURES

- Remote throttle
- 2" dust port opening and water hose connection
- Multiple grease point
- Adjustable operator handles
- Multiple lifting handles and single lifting point
- Dual head allows large 24" grinding area with two 12" heads
- 4 rear axle positions and swivel axle
- Matches the height of the grinding head being used and allows for rapid change in weight distribution during grinding or transport
- Uses diamond grinding head, carbide blocks, grinding stones, and Core-Lock

Model #	Engine/Motor Make	Engine/Motor Power	Power Source	Part #	Cat #	Product Weight (lbs)
CPG210H	Honda® GXV390	10.2 HP	Gas	5801238	42874	530
CPG202E1	Baldor®	2 HP-1PH, 115V or 230V*	Electric	5801235	42765	390
CPG275E1	Baldor®	7.5 HP-1 PH, 230 Volt	Electric	5801236	42793	524
CPG275E1	Baldor®	7.5 HP-3 PH, 230 Volt	Electric	5801237A	42802	560
CPG275E3	Baldor®	7.5 HP-3 PH, 460 Volt	Electric	5801237B	42827	560

* Must specify 115V or 230V when ordering
Horsepower as rated by the engine manufacturer

Note: Electric grinders do not ship with electric plug.

3-Phase powered grinders do not include male electric connector for control box

GRINDING INFORMATION

Concrete polishing is the process of refining a concrete surface until the desired refinement is achieved. The term "concrete polishing" is used loosely and can include everything from a two step grind and seal to an eight step mirror finish. It's all about refinement – polishing a surface means that one starts with a rough diamond tool (low grit number) or abrasive profile and refines this into a smaller and smaller profile (high grit number) until maximum refinement is achieved. A very common mistake is to skip refinement levels and rush the process. This only causes excessive wear on the diamond tool and usually takes much longer overall. It's easy to break up the process of concrete polishing into three main components: Grinding, Honing, and Polishing.



HOW TO GET THE BEST FLOOR SURFACE PREPARATION

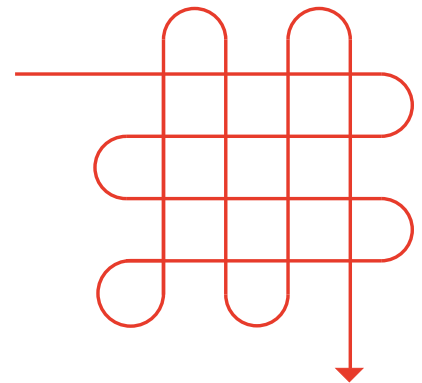


Material	Metal Turbo Diamond Inserts	Bauta Crush	Razorback	Tiger Gold	Tiger Gold MK	Twin Tiger	Tiger Silver	Piranha
Glue/Mastic	✓	✓	✓	✗	✗	✗	✗	✓
Floor Paint	✓	✓	✓	✗	✗	✓	✓	✓
Epoxy	✗	✓ <1mm	✓ <3mm	✓ <3mm	✓ <3mm	✓ <3mm	✓	✓ <1mm
Screed/Rough Surface	✓	✓	✓	✓	✓	✓	✓	✗
Joints & Ridges	✓	✓	✓	✓	✗	✗	✓	✗



GRINDING TECHNIQUES

Cross-hatching (ea, operating the grinder in a North to South then East to West grid pattern) is always recommended, both when changing grits and also when performing more than one pass per grit. Cross-hatching provides more consistent refinement across the surface and helps avoid visible lines in the floor, sometimes referred to as “cornrows”. In addition to cross-hatching, using a diagonal pattern to create a third cutting angle can also improve the refinement process.



GRINDING

The diamond insert metals are an aggressive metal bonded diamond tool that cuts a floor down to the proper level and removes small blemishes in the surface of the concrete. Aggregate exposure can also be determined at this stage in the grinding process.

HONING

The ceramic transitional pads are designed to transition the scratch pattern from an aggressive metal tool profile into a highly refined surface that is ready to be polished. A decent amount of material is still being removed at this stage and the deep scratches from the metal tools are erased.

POLISHING

The resin pads are a high grit/low abrasive tool that is used to polish the surface to maximum refinement. Maximum refinement should be achieved at each grit level, and is evident when the previous scratch / profile is completely gone and replaced with the new profile.

EDGES

Start with the edging and then continue with the field and keep this pattern throughout the different grits. This sequence allows the large grinder to clean up the scratch pattern from the edge tool. Any edge curl can be corrected at this stage before processing the floor with the larger grinder.

MAINTENANCE

Maintenance is often overlooked in the world of polished concrete. Therefore, we want you to remember that your floor will only perform well if it is continually maintained. The first step of maintenance is to keep the floors cleaned. A good solution is to use an auto-scrubber to absorb dirt and grit from the surface. In addition, neutral cleaners and even densifier can be added to the auto-scrubber and used while cleaning the floor. This helps keep the surface clean and shiny and can be incorporated into a daily maintenance routine.

SEGMENT COLORS

BLACK: Hard tool for soft floors. Mohs scale 2-3.
BLUE: Medium hard tool for regular floors. Mohs scale 3-5.
GOLD: Soft tool for hard floors. Mohs scale 5-7.
YELLOW: Super soft tool for very hard floors. Mohs scale 7-9.

CORE LOCK **PRO** Connection

SINGLE SEGMENT INSERT



**SOFT
CONCRETE**

BLACK SINGLE		
Grit	Part #	Cat #
16/20	CPGMS1020	114795
30/40	CPGMS1040	114824
60/80	CPGMS1080	114825
140-150	CPGMS10150	114826



**MEDIUM
CONCRETE**

BLUE SINGLE		
Grit	Part #	Cat #
16/20	CPGMS2020	114677
30/40	CPGMS2040	114714
60/80	CPGMS2080	114715
140-150	CPGMS20150	114717



**HARD
CONCRETE**

GOLD SINGLE		
Grit	Part #	Cat #
16/20	CPGMS3020	114822
30/40	CPGMS3040	114704
60/80	CPGMS3080	114716
140-150	CPGMS30150	114911



**VERY HARD
CONCRETE**

YELLOW SINGLE		
Grit	Part #	Cat #
16/20	CPGMS4020	114702
30/40	CPGMS4040	114703
60/80	CPGMS4080	114718
140-150	CPGMS40150	114707

DOUBLE SEGMENT INSERT



**SOFT
CONCRETE**

BLACK DOUBLE		
Grit	Part #	Cat #
16/20	CPGMD1020	114655
30/40	CPGMD1040	114657
60/80	CPGMD1080	114806
140-150	CPGMD10150	114828




**MEDIUM
CONCRETE**

BLUE DOUBLE		
Grit	Part #	Cat #
16/20	CPGMD2020	114793
30/40	CPGMD2040	114656
60/80	CPGMD2080	114805
140-150	CPGMD20150	114827



**HARD
CONCRETE**

GOLD DOUBLE		
Grit	Part #	Cat #
16/20	CPGMD3020	114794
30/40	CPGMD3040	114678
60/80	CPGMD3080	114829
140-150	CPGMD30150	114830



**VERY HARD
CONCRETE**

YELLOW DOUBLE		
Grit	Part #	Cat #
16/20	CPGMD4020	114831
30/40	CPGMD4040	114832
60/80	CPGMD4080	114833
140-150	CPGMD40150	114834

COATING REMOVAL



TIGER GOLD

Tiger Gold is a very aggressive tool used for coating removal and the profiling of concrete floors. The Tiger Gold can remove coatings up to 7 mm and provide a CSP profile of 5-7. It is most effectively used on the CPG2600 sized machine and larger, however it can be used on all grinding machines.

Part # CPCRSHOETG, Cat # 114836



TWIN TIGER

Twin Tiger is a very aggressive tool used for coating removal and the profiling of concrete floors. The Twin Tiger can remove coatings up to 7 mm and provide a CSP profile of 5-7. The Twin Tiger is most effectively used on the CPG2600 size machine and larger, however it can be used on all grinding machine.

Part # CPCRSHOETT, Cat # 114837



TIGER GOLD MK

Tiger Gold WH is a very aggressive tool used for coating removal and the profiling of concrete floors. The Tiger Gold MK can remove coatings up to 7 mm and provide a CSP profile of 5-7. The Tiger Gold MK is most effectively used on the CPG2600 sized machine and larger, however it can be used on all grinding machines.

Part # CPCRSHOETGMK, Cat # 114838



TIGER SILVER

Tiger Silver is a very aggressive tool used for coating removal and the profiling of concrete floors. The Tiger Silver can remove coatings up to 4 mm and provide a CSP profile of 4-6. The Tiger Silver can be used effectively on all grinding machines.

Part # CPCRSHOETS, Cat # 114835



RAZORBACK SILVER

Razorback Silver is a very aggressive tool used for coating removal and the profiling of concrete floors. The Razorback Silver can remove coatings, mastic, and glue up to 3 mm and provide a CSP profile of 3-5. The Razorback Silver can be used effectively on all grinding machines.

Part # CPCRSHOERS, Cat # 114686



BAUTA CRUSH

The BAUTA Crush is a diamond tool with large PCD Chips. This tool is very effective and aggressive in the removal of floor coverings, as well as milling concrete. Can be used effectively on all grinding machines.

Part # CPCRSHOEBC, Cat # 114840




PIRANHA

The Piranha is a very useful tool when removing thin coatings from concrete surfaces, up to 3 mm. It works very well in the removal of paint, flake flooring, glue residue and carpet remnants. The Piranha removes coatings with the least possible impact on the concrete surface. Can be used effectively on all grinding machines.

Part # CPCRSHOEPR, Cat # 114839

ROUND DIAMOND INSERTS



CORE LOCK PRO

Easy to install **CORE LOCK PRO** connections can be put directly on **CORE PREP** grinding machines or plate adapters for other machines.

2" Round - 3 Segment Inserts

GRIT	Color	Aggregate	Part #	Cat #
16/20	Pink	Soft	CPGMR021620	115151
30/40	Pink	Soft	CPGMR023040	114777
60/80	Pink	Soft	CPMGR026080	115153
16/20	Gold	Medium	CPMGR221620	115154
30/40	Gold	Medium	CPMGR223040	115155
60/80	Gold	Medium	CPMGR226080	115156
16/20	Blue	Hard	CMPGR321620	115157
30/40	Blue	Hard	CMPGR323040	115158
60/80	Blue	Hard	CMPGR326080	115159



3" Round - 5 Segment Inserts

GRIT	Color	Aggregate	Part #	Cat #
16/20	Pink	Soft	CMPGR031620	115160
30/40	Pink	Soft	CPGMR033040	115161
60/80	Pink	Soft	CPMGR036080	115162
16/20	Gold	Medium	CPMGR231620	115163
30/40	Gold	Medium	CPMGR233040	115164
60/80	Gold	Medium	CPMGR236080	115165
16/20	Blue	Hard	CMPGR331620	115166
30/40	Blue	Hard	CMPGR333040	115167
60/80	Blue	Hard	CMPGR336080	115168




3" Round - 10 Segment Inserts

GRIT	Color	Aggregate	Part #	Cat #
16/20	Yellow	Very Soft	CPGMR13101620	115169
30/40	Yellow	Very Soft	CPGMR13103040	115174
60/80	Yellow	Very Soft	CPGMR13106080	115178
30/40	Pink	Soft	CPGMR03103040	115182
60/80	Pink	Soft	CPMGR03106080	115183
16/20	Gold	Medium	CPMGR23101620	115170
30/40	Gold	Medium	CPMGR23103040	115175
60/80	Gold	Medium	CPMGR23106080	115179
16/20	Blue	Hard	CMPGR33101620	115171
30/40	Blue	Hard	CMPGR33103040	115176
60/80	Blue	Hard	CMPGR33106080	115172
16/20	Black	Very Hard	CMPGR43101620	115173
30/40	Black	Very Hard	CMPGR43103040	115177
60/80	Black	Very Hard	CMPGR43106080	115181



LUTEUS PADS

Luteus is a hybrid tool that works well for dry polishing of a number of different floors and coatings. It can be used for dry polishing of for example concrete and plaster products and is also a good option when it comes to easier renovation of terazzo floors. Used only in dry grinding. The tool is easy to apply to our machines, and has a good durability and flexibility.



LUTEUS PAD HOLDERS

Size	Part #	Cat #
7"	CPLPH7000	114875
8-1/2"	CPLPH8500	114775
9-1/2"	CPLPH9500	114888
11"	CPLPH1100	114735
13"	CPLPH1300	114896

50 GRIT - GREY

Size	Part #	Cat #
7"	CPRL07050	114868
8-1/2"	CPRL085050	114876
9-1/2"	CPRL095050	114881
11"	CPRL11050	114897
13"	CPRL13050	114889

100 GRIT - BLACK

7"	CPRL07100	114869
8-1/2"	CPRL085100	114877
9-1/2"	CPRL095100	114882
11"	CPRL11100	114898
13"	CPRL13100	114890

200 GRIT - BLUE

7"	CPRL07200	114870
8-1/2"	CPRL085200	114878
9-1/2"	CPRL095200	114883
11"	CPRL11200	114899
13"	CPRL13200	114891

400 GRIT - RED

7"	CPRL07400	114871
8-1/2"	CPRL085400	114879
9-1/2"	CPRL095400	114884
11"	CPRL11400	114900
13"	CPRL13400	114892

800 GRIT - WHITE

7"	CPRL07800	114872
8-1/2"	CPRL085800	114758
9-1/2"	CPRL095800	114885
11"	CPRL11800	114901
13"	CPRL13800	114893

1500 GRIT - YELLOW

7"	CPRL071500	114873
8-1/2"	CPRL0851500	114759
9-1/2"	CPRL0951500	114886
11"	CPRL111500	114902
13"	CPRL131500	114894

3000 GRIT - GREEN

7"	CPRL073000	114874
8-1/2"	CPRL0853000	114880
9-1/2"	CPRL0953000	114887
11"	CPRL113000	114903
13"	CPRL133000	114895

POLISHING PADS



CERAMIC PUCKS

- Soft and Medium bonds for different concrete hardness
- Very high diamond concentration
- 2" or 3" options for small and large grinders
- Specifically designed to transition from a metal to resin tool
- Four grits are available: 50, 100, 200, 400

Ceramic tools are specifically designed to transition from a metal diamond to a resin polishing tool. The unique low profile design and high diamond density allow these tools to contour to the surface while achieving maximum refinement. Ceramic pads can also be used as the first step for a cream or salt/pepper finish, eliminating the need for a metal tool. The soft bond works well on floors testing at 6-7+ on the Mohs scale.



50 GRIT CERAMIC		
Size	Part #	Cat #
2"	CPC0250	114905
3"	CPC0350	114178



100 GRIT CERAMIC		
Size	Part #	Cat #
2"	CPC02100	114906
3"	CPC03100	114179



200 GRIT CERAMIC		
Size	Part #	Cat #
2"	CPC02200	114907
3"	CPC03200	114180



400 GRIT CERAMIC		
Size	Part #	Cat #
2"	CPC02400	114908
3"	CPC03400	114181



CERAMIC CUP WHEELS

Ceramic cup wheels are a bonded diamond tool. It's a great option that simplifies and facilitates when you want to grind edges, for example, polishing concrete floors. Ceramic cup wheels have a high performance and good life span.

50 GRIT: Good and gentle removal. A good first step to sanding edges when, for example, polishing concrete floors.

100 GRIT: A perfect step, for example, to remove rough scratches after a previous logging step. Gives a nice result, without damaging the floor.

5" CERAMIC CUP WHEELS		
GRIT	Part #	Cat #
50	CPCC5050	114700
100	CPCC5100	114701

7" CERAMIC CUP WHEELS		
GRIT	Part #	Cat #
30	CPCC7030	115124
50	CPCC7050	115125
100	CPCC7100	115126
270	CPCC7270	115127
400	CPCC7400	115128

WARNING – ALL ceramic tools MUST be operated at a low speed
(<2 on the speed dial / 750 RPM on propane).
Operating the tool at higher speeds will cause it to fail

POLISHING PADS

RESIN PADS

- HIGH REFINEMENT – DOI (Distinctness of Image) of 55+ at the 800 grit level
- VERY HIGH REFINEMENT – DOI of 75+ at the 1500 grit level
- Designed to transition from a ceramic to resin tool



WET RESIN PADS



50 GRIT WET RESIN - GREY		
Size	Part #	Cat #
2"	CPRW0250	114261
3"	CPRW0350	114268
100 GRIT WET RESIN - BLACK		
2"	CPRW02100	114262
3"	CPRW03100	114269
200 GRIT WET RESIN BLUE		
2"	CPRW02200	114263
3"	CPRW03200	114270
5"	CPRW05200	114858
7"	CPRW07200	114863
400 GRIT WET RESIN RED		
2"	CPRW02400	114264
3"	CPRW03400	114271
5"	CPRW05400	114859
7"	CPRW07400	114864
800 GRIT WET RESIN - WHITE		
2"	CPRW02800	114265
3"	CPRW03800	114272
5"	CPRW05800	114860
7"	CPRW07800	114865
1500 GRIT WET RESIN - YELLOW		
2"	CPRW021500	114266
3"	CPRFW031500	114273
5"	CPRW051500	114861
7"	CPRW071500	114866
3000 GRIT WET RESIN GREEN		
2"	CPRW023000	114267
3"	CPRW033000	114274
5"	CPRW053000	114862
7"	CPRW073000	114867



UNIVERSAL VELCRO HOLDER

Single Velcro holder for resin pads.
Part # CPRDH7000,
Cat # 114776

DRY RESIN PADS



200 GRIT DRY RESIN - BLUE		
Size	Part #	Cat #
2"	CPRD02200	114841
3"	CPRD03200	114846
5"	CPRD05200	114848
7"	CPRD07200	114853
400 GRIT DRY RESIN - RED		
2"	CPRD02400	114842
3"	CPRD03400	114847
5"	CPRD05400	114849
7"	CPRD07400	114854
800 GRIT DRY RESIN - WHITE		
2"	CPRD02800	114843
3"	CPRD03800	114182
5"	CPRD05800	114850
7"	CPRD07800	114855
1500 GRIT DRY RESIN - YELLOW		
2"	CPRD021500	114844
3"	CPRD031500	114183
5"	CPRD051500	114851
7"	CPRD071500	114856
3000 GRIT DRY RESIN - GREEN		
2"	CPRD023000	114845
3"	CPRD033000	114184
5"	CPRD053000	114852
7"	CPRD073000	114857



VELCRO ADAPTER

Velcro Adapter suited for resin and ceramics.
Comes in two different sizes: 2" and 3"
VELCRO ADAPTER 2" - Cat # 115122
VELCRO ADAPTER 3" - Cat # 115123



Aluminum Disc Shown with Grinding Blocks



Diamond Segmented Grinding Block

Carbide Cutting Block

Grinding blocks have a bolt-on back which offers a more secure holding of the diamond grinding block.



GB4000XT Super Premium Block-11mm segment height-extra long life

***Designed for our dual head floor grinders. Recommended to replace all 6 blocks at the same time.**

Floor Grinding Blocks

- Grinding blocks designed for wet floor grinding
- Can be easily re-segmented
- Set of three or six diamond blocks available that also work with competition-style floor grinders
- Works best for grinding high spots, preparation for new finished or polished concrete floors
- Made with top quality diamonds to ensure long lasting, fast grinding efficiency

Diamond Grinding Blocks

Part #	CAT #	Application	Spec
GB4000	39674	Hard Concrete, Non-Abrasive	GB64
GB4000	68323	General Purpose	GB66
GB4000	76121	Epoxy Mortar, Long Life	GB68
GB4000XT	40386	Super Premium, General Purpose	GBXT

Terrazzo Grinding-Contains Diamonds

GB4000	43782	60 Grit	GB50T60
GB4000	60218	80 Grit	GB50T80
GB4000	45915	120 Grit	GB50T120

Grinding Block Steel Shoe with 4 Segments

GB4000S	93642	Hard Concrete, Non-Abrasive	GB50
GB4000S	54071	Medium Hard Concrete	GB60
GB4000S	96260	Medium Concrete	GB64
GB4000S	96261	General Purpose	GB66
GB4000S	95837	Abrasive Materials	GB68
GB4000SV	33913	Extremely Hard Concrete (bolt on)	C19
GB4000SV	74985	Very Hard Concrete (bolt on)	C42
GB4000SV	33910	Hard Concrete (bolt on)	C51W
CCB4000	72741	Carbide Cutting Block	---
CCBI4000	59910	Carbide Cutting Insert Only	---
6041057	55473	Aluminum Disc-Right Side w/3 slot	---
6041058	47862	Aluminum Disc-Left Side w/3 slot	---
WEDGES	46872	Wooden Wedges for Holding Grinding Stones (See Abrasives Section)	---

PCD Grinding

For epoxy and glue removal. Use in multiples on 8" or 10" grinding head.

For use on **CORE CUT™** single or dual head floor grinders.



PCD Grinding Wing

PCD Grinding Heads

Part #	CAT #	Application
PCDWING	21751	PCD wing for grinding (3 pieces per grinding head)
GH08PCD	13406	8" grinding head with 2 PCD grinding wings
GH10PCD	23758	10" grinding head with 3 PCD grinding wings
GH10PCDLEFT	54116	10" grinding head (Left) with 3 PCD grinding wings
CGPC4500	14986	4-1/2" x 5/8-11 PCD General Purpose Cup Grinder for epoxy, glue & mastic removal
CGPC7000	21715	7" x 5/8-11 PCD General Purpose Cup Grinder for epoxy, glue & mastic removal



PCD grinding heads use the DRY discount. All other grinding heads use the Wet discount.



For use on floor grinding machines.



To ensure maximum performance, water is required to cool grinding tools during the grinding process.

Floor Grinding Heads

- Large 10" and 12" grinding heads that take the rough spots out of concrete surfaces in a hurry along with an 8" head for smaller units
- Effective on floors, streets, highways, sidewalks and more
- Cleans, levels and smooths bumps and uneven areas
- Removes rain spots and epoxies
- For use on Core Cut floor grinders and other similar machines



8" HEAVY DUTY ORANGE Floor Grinding Heads


Material, Abrasive Level	8", 12 Seg Specification	CAT #
Hard, Non-Abrasive	GSH9	03330
Soft, Abrasive	GHH9	14317

10" HEAVY DUTY ORANGE Floor Grinding Heads

Material, Abrasive Level	10", 12 Seg Specification	CAT #
Hard, Non-Abrasive	GSH10	11393
Soft, Abrasive	GHH10	23592
Material, Abrasive Level	10", 24 Seg Specification	CAT #
Hard, Non-Abrasive	GSH20	11401
Soft, Abrasive	GHH20	11398

12" HEAVY DUTY ORANGE Floor Grinding Heads

Material, Abrasive Level	12", 12 Seg Specification	CAT #
Hard, Non-Abrasive	GSH12	69786
Soft, Abrasive	GHH12	76758
Material, Abrasive Level	12", 24 Seg Specification	CAT #
Hard, Non-Abrasive	GSH24	39534
Soft, Abrasive	GHH24	38541

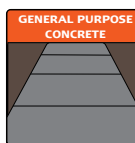


10" PREMIUM BLACK Floor Grinding Heads

Material, Abrasive Level	10", 12 Seg Specification	CAT #
Hard, Non-Abrasive	GSP10	11406
Soft, Abrasive	GHP10	20198
Material, Abrasive Level	10", 24 Seg Specification	CAT #
Hard, Non-Abrasive	GSP20	00019
Soft, Abrasive	GHP20	11410

12" PREMIUM BLACK Floor Grinding Heads

Material, Abrasive Level	12", 12 Seg Specification	CAT #
Hard, Non-Abrasive	GSP12	41193
Soft, Abrasive	GHP12	41194
Material, Abrasive Level	12", 24 Seg Specification	CAT #
Hard, Non-Abrasive	GSP24	39164
Soft, Abrasive	GHP24	40051



For use on
floor grinding
machines.



To ensure maximum performance,
water is required to cool grinding
heads during the grinding process.

CPS83E1



8" Milling Width 3HP Electric

FEATURES:

- Height adjustment by hand wheel
- Quick lift lever
- Easy to maneuver
- Belt tensioner with durable toothed belt
- Vacuum connection

TECHNICAL DATA

Model	CPS83E1
Power	Electric (Push)
Tool Speed	3HP, 230V / 60 Hz / 1PH
Vacuum Connection	1750 RPM
Application	2"
Length	Dry/Wet
Width	39.3"
Height	14.56"
	39.3"

Model #	Motor/Engine Make/Model	Part #	Cat #	Product Weight (lbs)
CPS83E1	Electric	5802001	112186	134

CPS83E1 (formerly CT250)

CPS848G



8" Milling Width 4.8HP Gas

FEATURES:

- Height adjustment by hand wheel
- Quick lift lever
- Easy to maneuver
- Belt tensioner with durable toothed belt
- Vacuum connection


TECHNICAL DATA

Model	CPS848G
Power	Gas (Push)
Tool Speed	4.8 HP
Vacuum Connection	1917 RPM
Application	2"
Length	Dry/Wet
Width	39.3"
Height	14.56"
	39.3"

Model #	Motor/Engine Make/Model	Part #	Cat #	Product Weight (lbs)
CPS848G	Honda	5802002	112187	134

CPS848G (formerly CT250P)

The CORE PREP Scarifier is equipped with an electric motor or gasoline engine and are ideal for construction sites without power supply. The main applications include surface texturing, scarifying, planing, grooving, cleaning, descaling and removal of road markings.


SCARIFIER ACCESSORIES

Description	Part #	Cat #
Complete Drum with Cutters 45/5	2509455	112751
Drum Only	2509542	113605
Cutter Only 45/5	2509543	113614
Complete Drum with Milling Cutters 42/10	2509828	113778
Complete Drum with Edger 45/10	2509831	113773
Complete Drum with Edger 45/5	2509830	113772
Edger only	2509829	113771



**Complete Drum
with Carbide
Cutters**



**Carbide
Cutters**

CPS1300 SERIES



Effortlessly mill hard concrete and manage depth cut of up to 1-1/8". With classic impact or drum milling tools and a working width of 13-1/4", this machine is ideal for processing large areas.

CPS1320E3

13-1/4" Milling Width (with diamond)
12-1/2" Milling Width (with cutter drum)
20HP Electric

CPS1335G

13-1/4" Milling Width (with diamond)
12-1/2" Milling Width (with cutter drum)
35HP Gas

CPS1325LCE3

12-1/2" Milling Width
Low Chassis
25HP Electric

FEATURES:

- Available in gas or electric
- Height adjustment by hand wheel
- Quick lift lever
- Belt tensioner with durable toothed belt
- Vacuum connection

APPLICATIONS:

- Milling cutters or diamond tools ensure problem-free removal of concrete, asphalt, coatings, and road markings.
- Bump cutting or removal of floor coatings, leveling compounds.
- Expansion joint reconstruction, flexible epoxy coatings.
- Specially-designed diamond tools for use in farmyard grooving result in anti-slip surfaces every time.

TECHNICAL DATA

Model #	Part #	Catalog #
CPS1320E3	5802003	112188
CPS1335G	5802004	112190
CPS1325LCE3	5802005	112189

Model/Series	CPS1320E3 Electric Self-Propelled	CPS1335G Gas Self-Propelled	CPS1325LCE3 Electric Low Chassis Self-Propelled
Power	460V / 60Hz / 3PH 20 HP	35HP	460V / 60H / 3PH 25 HP
Milling Width	12-1/2" w/diamond 13-1/4" w/cutter drum	12-1/2" w/diamond 13-1/4" w/cutter drum	12-1/2"
Vacuum Connection	2-3/4"	2-3/4"	2-3/4"
Application	Dry	Dry	Dry
Length	46-1/2"	46-1/2"	46-1/2"
Width	25"	26"	25"
Height	38-1/2"	43-1/4"	38-1/2"
Weight	652	588	652

CHOOSE THE RIGHT TOOL FOR YOUR CONSTRUCTION PROJECT

- Equip your machine with the classic carbide tipped cutter tools for substrate preparation and the precise removal of concrete. Use a milling cutter for removing highly flexible adhesives or leveling compounds and for stripping coatings and thermoplastic.
- Use our diamond tools to create channels and joints. Cut channels for specific floor guidance systems or create the basis for special markings in the desired width. Load your diamond drum according to a specified matrix and create enormous slip resistance on stable floors, dairy farming stalls, footpaths or access ramps.



CARBIDE TIPPED CUTTER DRUM



Part # 2509458
Cat # 113906



CONCRETE



MILLING CUTTER DRUM



Part # 2509832
Cat # 113907



ASPHALT




MILLING DRUM WITH PCD PLATES



Part # 2509844
Cat # 113909



**DECOATING
DEMARCATION**



VARIABLE DIAMOND DRUM

Drum Only Part # 2509459

Blade Cat # 113402

Spacers

1mm - Part # 2509470

Cat # 113910

2mm - Part # 2509469

Cat # 113911

3mm - Part # 2509462


Cat # 113912

5mm - Part # 2509463

Cat # 113913

8mm - Part # 2509691

Cat # 113914



**PROFILE
CUTTING**

CPB725L

27/24/21 Burnishing Width Lithium Ion LFP Battery



FEATURES:

- Single or dual lithium batteries with quick connect cables
- Digital display with LCD screen and real-time data
- Ergonomic comfort grips for effortless & smooth control
- DC brush-less quiet motor with minimal vibration
- On board fast and automatic charger
- Heavy duty design with industrial gauge solid steel welded deck
- Steel lifting handle and oversized hardware
- Adjustable head pressure
- Sealed shroud & dust collection
- Quick-change pad driver

TECHNICAL DATA

Power	5 HP, 3750 W, 72 V
Battery Capacity (single)	60 AH = 4.32 KWH
Battery Capacity (double)	120 AH = 8.64 KWH
Runtime (single battery)	2.0 Hrs
Runtime (double battery)	4.0 Hrs
Productivity	up to 34,000 Sq Ft Per Hr
Pad Speed	1200 - 1850 RPM variable
Sound Level	<63 dBA
Dimensions	29"W x 64"L x 42"H
Weight	260 lbs.
Water Tank (optional)	10 gallons

Model #	Part #	Catalog #
CPB725L	5803364	114368

27" BURNISHER PADS

efficient and easy to use diamond impregnated pads for polishing and maintenance of shiny floors. You can easily maintain different types of flooring such as industrial flooring, terrazzo, natural stone and vinyl flooring. Pads can be used at the end of our polishing system for shiny concrete floors.



**Natural
Fiber**
Part # CPBP2700N
Cat # 115204



**Red Pad
400**
Part # CPBP27400
Cat # 115205



**Blue Pad
800**
Part # CPBP27800
Cat # 115206



**Yellow Pad
1500**
Part # CPBP271500
Cat # 115207



**Green Pad
3000**
Part # CPBP273000
Cat # 115208

CPB1827P
**27/24/21 Burnishing Width
PROPANE**

FEATURES:

- Quick change head design (21", 24", 27")
- Ergonomic comfort grips for effortless & smooth control
- On-board real-time emissions monitoring
- Low tone noise reduction muffler
- Tool-less pad driver removal
- Heavy duty steel construction
- Fuel system require no adjustments
- Quick wheel & handle adjustment
- Anti-vibration isolators
- Floating brush skirt contains the dust

TECHNICAL DATA

Power	18HP, 603cc LPG Fuel
Ignition System	12 volt battery start
Run Time	6 hours per 20 lbs tank
Productivity	up to 34,000 Sq Ft Per Hr
Pad Speed	1200 - 2100 RPM
Sound Level	<87 dBa
Dimensions	28"W x 53"L x 48"H
Weight	280 lbs.
Fuel Tank (optional)	20 lbs liquid with overfill protection

Model #	Part #	Catalog #
CPB1827P	5802039	115001

BURNISHER APPLICATIONS:


**CPSB810E3
CPSB1420E3**

**8.85" Blast Width
13.78" Blast Width
Electric**



FEATURES:

- Variable drive unit for forward and backward
- LED headlights
- 5-blade technology for a perfect spray pattern
- Operating hours counter
- Unique modular system - expanding the mean width of the base unit with expansion modules
- Folding rear axle for transport

Model #	Part #	Catalog #
CPSB810E3	5802007	112184
CPSB1420E3	5802012	114382

TECHNICAL DATA

	CPSB810E3	CPSB1420E3
Model Number	CPSB810E3	CPSB1420E3
Voltage / Frequency	460V / 60 Hz	480V / 60 Hz, 3PH
Blast width	8.85"	13.78"
Current consumption	16 A	25 A
Speed (drive motor)	2880 RPM	2820 RPM
Vacuum connection	2-3/4"	2-3/4"
Application	dry	dry
Length	58-1/4"	72-7/8"
Width	13-1/4"	21-5/8"
Height	41-1/4"	43-1/4"
Weight	463 lbs.	970 lbs.

CPT1900

19" Working Width Electric or Battery



FEATURES:

- Used for epoxy-based coatings, colored granule floors and natural stone flooring
- Smooth and easy-to-maneuver
- Electric or battery powered options
- Locking mechanism for simple and quick unlocking from the park position
- Power cable is fully integrated into the design to reduce the risk of cable breakage
- Wrist-attached key that provides an ergonomic operation without having to hold a grip to run

TECHNICAL DATA

Model:	CPT1925E1	CPT1925E2 Battery
Motor Power:	230V, 200 Watt	24V, 200 Watt
Speed:	0-170/min	0-170/min
Work Width:	19"	19"
Weight:	29.8 lbs.	29.8 lbs.
Dimensions:	21.7" x 58.7" x 9/8"	21.7" x 58.7" x 9/8"

Model #	Motor/Engine Make/Model	Part #	Cat #
CPT1900E	230V, 1PH electric	5802031	114815
CPT1900B1	110V Battery (includes 3 battery belts)	5802033	115209
CPT1900B2	230V Battery (includes 3 battery belts)	5802032	114529



Battery-powered trowel is equipped with 3 battery backpacks and 2 chargers included



Holes in the backplate for air circulation, the material is more flexible, developed belt for better load distribution

POWER TROWEL BLADES

Grey Plastic: Made to be used on floor there you scatter the sand into the surface of a slurry and then trowel the surface to a smooth and nice surface.

Compact Blades (steel): Made to be used on floor where you scatter the sand into the surface of a slurry and then trowel the surface to a smooth and nice surface. Steel blades are faster than plastic, but the noise from the blades is higher and there is a risk that you will get thin "trowel-roses" in the surface when the floor is ready.

White Flex: Made to be used on when you mix the sand and epoxy to a mortal and bring the coating on the floor with a screedbox. Works also very well on scatter-system if you put a compact blade in steel behind each White flex.

STD-Blades: Made to be used on when you mix the sand and epoxy to a mortal and bring the coating on the floor with a screed box.

Stone Carpet Blades: Made to be used on "stone carpet floors", floors with stones in the size of 2-3 mm, 3-4 mm and 4-6 mm.



Blade Options - different blades for different applications for both the electric power trowel and the battery power trowel. Grey Plastic: Made to be used on floor there you scatter the sand into the surface of a slurry and then trowel the surface to a smooth and nice surface. Compact blades (steel)

POWER TROWEL BLADES

Description	Part #	Cat #
Compact Trowel Blades - box of 20	2510002	114816
Plastic Flex Trowel Blades (white) - box of 20	2510006	114820
Plastic Trowel Blades (grey) - box of 20	2510004	114817
Standard Trowel Blades - Box of 20	2510003	114685

CV353B



Continuous Plastic Bag For Quick Material Disposal



353 CFM
Electric

FEATURES:

- 2" hose diameter
- 3 motors
- Self-cleaning patented filtration system
- HEPA filters
- Solid steel construction

TECHNICAL DATA

Volts	120V or 230V
Motor	27.6 amp or 19.5 amp
CFM	353 CFM
Dimensions	26"W x 26"L x 46"H
Hose Length	37 ft.

Description	Part #	Cat #
CV353B HEPA Vacuum 120V (Bag Style)	4244133	69970
CV353B HEPA Vacuum 230V (Bag Style)	4244134	105675
Bag, Continuous (plastic)	4600172	84935

CV310



460 CFM
Electric
Propane

FEATURES:

- Two-stage filtration system provides up to 90% pre-separation
- 3" hose diameter that is 33 feet long
- 32 Teflon-coated filter socks and 2 HEPA 14 filters
- Electric model is equipped with frequency control to adjust speed
- Height-adjustable cyclone for flexible transport options

TECHNICAL DATA

Model	CV310E2 / CV310E3	CV310G
Volts / HP	230V / 480V, 10HP	18HP
Motor	16 amp, dual volt electric 230V or 480V	Propane
CFM	460	460
Hose	33 ft.	33 ft.
Dimensions	59"W x 29"L x 74"H	59"W x 29"L x 74"H
Weight	750 lbs.	881 lbs.
Filter	Semi-automatic jetpulse	Semi-automatic jetpulse

Description	Part #	Cat #
CPG310E3 - 480V, 10HP - 3PH	5802028	114931
CPG310E2 - 230V, 10HP- Dual Phase	5802029	114932
CPG310G - 18HP Gas Converted to Propane	5802030	114933

CV1-PRO
1100 CFM
**Gasoline
Electric**

DRY ONLY

FEATURES:

- Designed for the contractor who requires a large amount of dust containment.
- NEVER-FAIL patented cleaning system
- Lever style lowering dump system for drum
- Heavy duty casters allow for easy mobility for dumping and transportation
- Offers a 5" hose allowing larger air volume and two additional 2" hose inlets for smaller tools
- Less filter cleaning and adaptability to all shrouded equipment

TECHNICAL DATA

Vacuum Hoses	5" x 15' standard with quick-release clamps
Wheels	Two 5" 200lb rubber Two 5" 200lb swivel caster
CFM	1100
Height	59" (150cm)
Length	34-1/2" (88cm)
Width	28" (71cm)
Weight	375 lbs. (170kg)


**Easy Dump
Handle**

**Large Conical
HEPA Filter
with Patented
Cleaning System**


Description	Part #	Cat #
CVG1-PRO Honda gas vacuum for CC190PRO-EE with hoses	5801910	111653
CVE1-PRO 230V / 460V, 3PH with hoses	5801906	111864
Vacuum side cover plate attachment for CC190PRO-EE	2708358	80580
Vacuum adapter 3" to 5"	2504846	82102
HEPA Twin Filter	2508947	105768
6 Mil Bag Liner (50 bags) for CVG1	2506170	83300



DELUX-CUT Segmented

Basic quality diamond
and economical grinding value

SIZE/DESCRIPTION	SPEC	Cat #
4" x 5/8-11 Single Row	S5D	22405
4-1/2" x 5/8-11 Single Row	S5D	22406
5" x 5/8-11 Single Row	S5D	42539
7" x 5/8-11 Single Row	S5D	22408
7" x 7/8" Single Row	S5D	38970
4" x 5/8-11 Double Row	D5D	22410
4-1/2" x 5/8-11 Double Row	D5D	22415
5" x 5/8-11 Double Row	D5D	42541
7" x 5/8-11 Double Row	D5D	22418
7" x 7/8" Double Row	D5D	38971



STAR BLUE Segmented

Good quality diamond and good grinding value

SIZE/DESCRIPTION	SPEC	Cat #
4" x 5/8-11 Single Row	S5B	77383
4" x 7/8" Single Row	S5B	63111
4-1/2" x 5/8-11 Single Row	S5B	77502
4-1/2" x 7/8" Single Row	S5B	63114
7" x 5/8-11 Single Row	S5B	77542
7" x 7/8" Single Row	S5B	63116
4" x 5/8-11 Double Row	D5B	70360
4" x 7/8" Double Row	D5B	63117
4-1/2" x 5/8-11 Double Row	D5B	70387
4-1/2" x 7/8" Double Row	D5B	63119
7" x 5/8-11 Double Row	D5B	70391
7" x 7/8" Double Row	D5B	63120



UTILITY GREEN Segmented

Very good quality diamond and
very good grinding value

SIZE/DESCRIPTION	SPEC	Cat #
4" x 5/8-11 Single Row	S5G	94177
7" x 5/8-11 Single Row	S5G	94178
4" x 5/8-11 Double Row	D5G	94175
4" x 7/8" Double Row	D5G	06617
7" x 5/8-11 Double Row	D5G	94176



STANDARD GOLD Segmented

Better quality diamond and better grinding value

SIZE/DESCRIPTION	SPEC	Cat # (5/8"-11 hub)	Cat # (7/8" hub)
4" Single Row	S5S	07442	07446
5" Single Row	S5S	28508	07447
7" Single Row	S5S	07450	07451
4" Double Row	D5S	07429	07430
5" Double Row	D5S	07431	07432
7" x 5/8-11 Double Row	D5S	07434	07436

STANDARD GOLD Low Profile

SIZE/DESCRIPTION	SPEC	# of Segments	Cat #
5" x 5/8"-11 Single Row	S33S2530	7	84635
5" x 7/8" Single Row	S33S2530	7	48352
5" x 5/8"-11 Spiral Turbo	T33S2530	12	48359
5" x 7/8" Spiral Turbo	T33S2530	12	48389



HEAVY DUTY ORANGE Segmented

Very high quality diamond and longer life

SIZE/DESCRIPTION	SPEC	Cat # (5/8"-11 hub)	Cat # (7/8" hub)
4" Single Row	S5H	00015	07403
5" Single Row	S5H	07404	21112
7" Single Row	S5H	00017	07412
4" Double Row	D5H	00016	07369
5" Double Row	D5H	07370	07372
7" Double Row	D5H	00018	07383

HEAVY DUTY ORANGE Low Profile

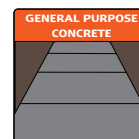
SIZE/DESCRIPTION	SPEC	# of Segments	Cat #
5" x 5/8"-11 Single Row	S33H2530	7	84678
5" x 7/8" Single Row	S33H2530	7	84692
5" x 5/8"-11 Spiral Turbo	T33H2530	12	84649
5" x 7/8" Spiral Turbo	T33H2530	12	84677

Single Row

General grinding and
removal

Double Row

General grinding and
removal with a smooth
finish




DELUX-CUT Spiral Turbo

General grinding and removal with Basic life

SIZE	T5D Cat#
4" x 5/8-11 (10 seg)	22419
4-1/2" x 5/8-11 (12 seg)	22435
5" x 5/8-11 (9 seg)	42544
5" x 7/8 (9 seg)	55613
7" x 5/8-11" (12 seg)	22474
7" x 7/8" (12 seg)	52140
7" x 5/8-11 (24 seg)	22453

STAR BLUE Spiral Turbo

General grinding and removal with Good life

SIZE	T5B Cat #
4" x 5/8-11 (10 seg)	00036
4" x 7/8 (10 seg)	63135
4-1/2" x 5/8-11 (12 seg)	90079
4-1/2" x 7/8 (12 seg)	63136
5" x 5/8-11 (12 seg)	60853
5" x 7/8 (12 seg)	63140
7" x 5/8-11 (12 seg)	90193
7" x 7/8 (12 seg)	63137
7" x 5/8-11 (24 seg)	90359
7" x 7/8 (24 seg)	63139


UTILITY GREEN Spiral Turbo

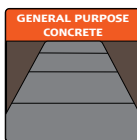
General grinding and removal with Good life

SIZE	T5G Cat # (5/8"-11 hub)	T5G Cat # (7/8" hub)
4" (9 seg)	94133	94134
4" (18 seg)	94127	94128
4-1/2" (9 seg)	94131	94132
4-1/2" (18 seg)	94129	94130
5" (14 seg)	09793	96471
7" (12 seg)	94135	94136
7" (24 seg)	94137	94138

IMPERIAL PURPLE Spiral Turbo

Fast grinding and removal with Very Good life

SIZE	T5I CAT #
4" x 5/8-11 (12 seg)	16074
5" x 5/8-11 (16 seg)	60151
7" x 5/8-11 (18 seg)	16076


Standard Gold

- General grinding and medium removal with better life
- Spiral turbo for fast, aggressive grinding

STANDARD GOLD Spiral Turbo

SIZE	T5S Cat # (with 5/8"-11 hub)	T5S Cat # (with 7/8" hub)
4" (9 seg)	17846	23177
5" (12 seg)	19678	76901
7" (12 seg)	16410	17834
7" (24 seg)	15263	18641


Heavy Duty Orange

- General grinding and heavy removal
- Spiral turbo for fast, aggressive grinding
- Very high quality diamond and longer grinding life

HEAVY DUTY ORANGE Spiral Turbo

SIZE	T5H Cat # (with 5/8"-11 hub)	T5H Cat # (with 7/8" hub)
4" (9 seg)	17943	20710
5" (12 seg)	69357	78871
7" (12 seg)	15095	18155
7" (24 seg)	15096	18396


Heavy Duty Dry Ring Turbo

- Fine grit-smoothest finish
- Medium grit-basic grinding and removal
- Coarse grit-heavy aggressive removal

HEAVY DUTY Dry Ring Turbo

SIZE	GRIT	BOND	Cat #
4" x 7/8"	Fine	KT5HF	35645
4" x 7/8"	Medium	KT5HM	26060
4" x 7/8"	Coarse	KT5HC	23329
4" x 5/8-11	Fine	KT5HF	19546
4" x 5/8-11	Medium	KT5HM	17539
4" x 5/8-11	Coarse	KT5HC	23051
7" x 5/8-11	Coarse	KT5HC	23154
7" x 7/8"	Coarse	KT5HC	31547


PCD Cup Grinders

- Polycrystalline Diamond allows aggressive removal of glue/epoxy and grout

PCD Cup Grinders

SIZE	CAT #	Application
4-1/2" x 5/8-11	14986	General Purpose epoxy removal
7" x 5/8-11	21715	General Purpose epoxy removal

CORE PREP™

SURFACE PREPARATION PRODUCTS



MANUFACTURERS OF
CORE
PRODUCTS

Diamond Products Limited
333 Prospect Street
Elyria, Ohio 44035 U.S.A.
Main Office: 800-321-5336
Fax: 800-634-4035
www.diamondproducts.com

LIT 0019